

**EAST MIDLANDS GATEWAY
RAIL FREIGHT INTERCHANGE**

TRAFFIC MANAGEMENT

**Planned Works and Night
Closures Review**

- W/C Mon 11th June 18
- W/C Mon 18th June 18
- W/C Mon 25th June 18



Updated 6th June 18

EAST MIDLANDS GATEWAY – W/C Mon 11th June 18



Warren Lane
Roundabout Narrow
lanes 24/7.

Warren Lane Bridge
Two way Lights

M1 Junc 24A Southbound exit Slip lane 2 closure 24/7
Traffic to Warren Lane via A50 Junction 1

M1 Junc 24A Southbound closed Fri 15th June 2359 until
Sun 17th June 2100 (Sunday Contingency day)

M1 Southbound New off slip Open

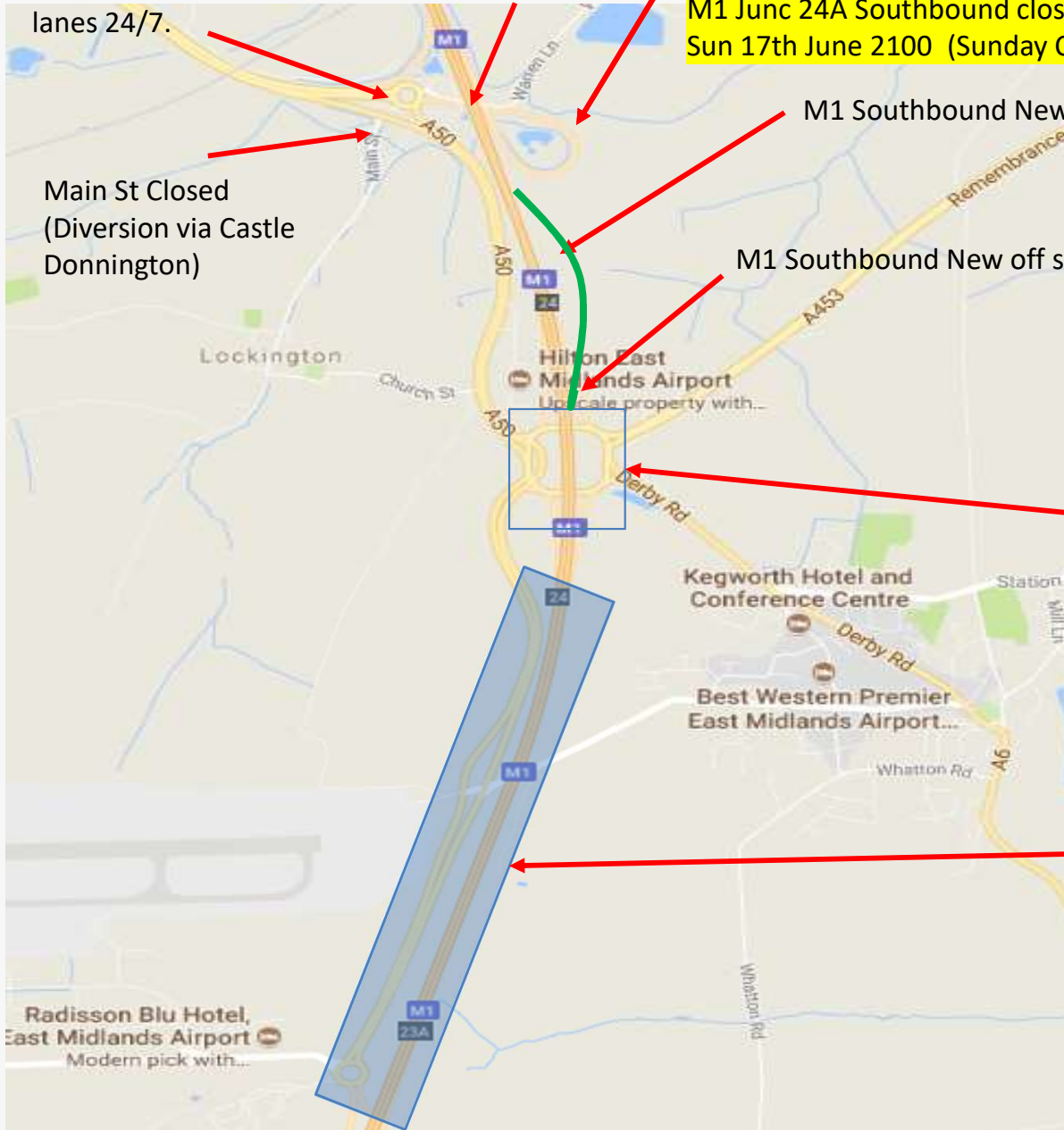
Main St Closed
(Diversion via Castle
Donnington)

M1 Southbound New off slip Lane 1 closed

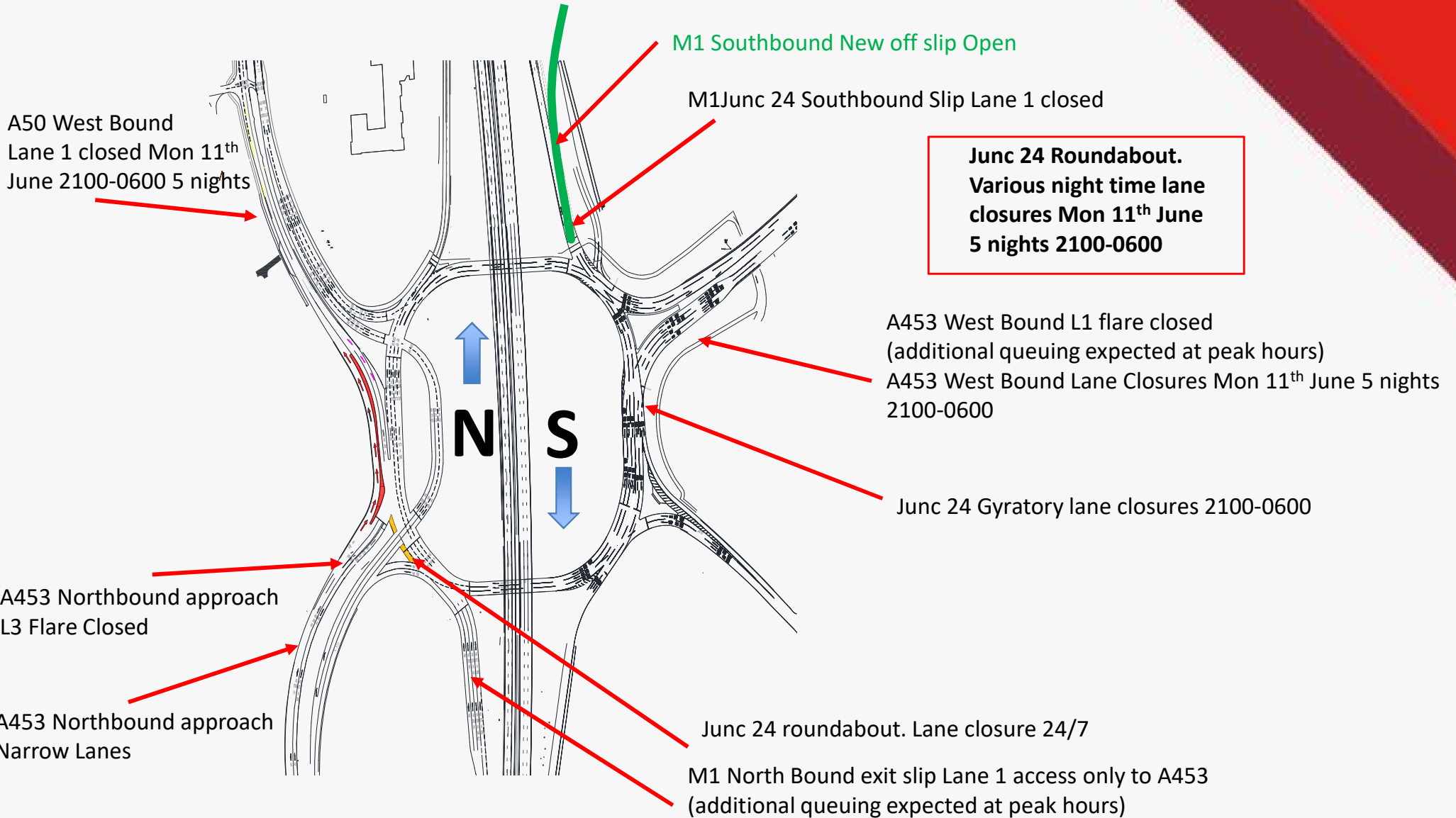
Junc 24 Roundabout.
Various night time lane
closures Mon 11th June
5 nights 2100-0600

Junction 24 - see Enlarged sheet

A453 Dual Carriageway Open .
A453 North and South Bound Lane closures 2100-0600
Mon 11th June 5 nights



Junction 24– W/C Mon 11th June 18



EAST MIDLANDS GATEWAY – W/C Mon 18th June 18



Warren Lane Roundabout Narrow lanes 24/7.

Warren Lane Bridge Two way Lights

M1 Junc 24A Southbound exit Slip lane 2 closure 24/7
Traffic to Warren Lane via A50 Junction 1

M1 Southbound New off slip Open

M1 Southbound New off slip Lane 1 closed

Main St Closed (Diversion via Castle Donnington)

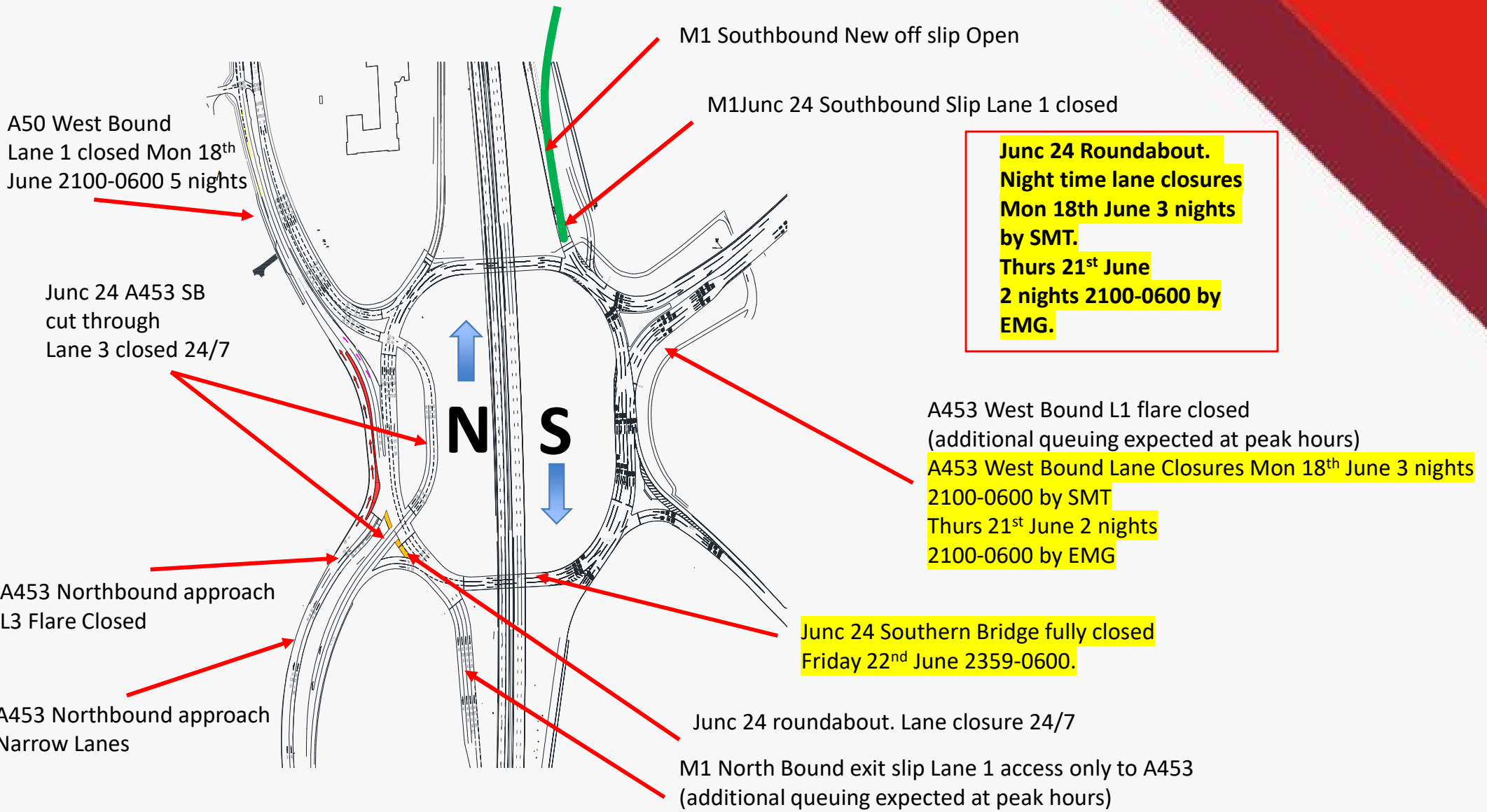
Junc 24 Roundabout.
Night time lane closures
Mon 18th June 3 nights
by SMT.
Thurs 21st June
2 nights 2100-0600
EMG.

Junction 24 - see Enlarged sheet

A453 Dual Carriageway Open .
A453 North and South Bound Lane closures 2100-0600
Mon 18th June 5 nights



Junction 24– W/C Mon 18th June 18



EAST MIDLANDS GATEWAY – W/C Mon 25th June 18



Warren Lane
Roundabout Narrow
lanes 24/7.

Warren Lane Bridge
Two way Lights

M1 Junc 24A Southbound exit Slip lane 2 closure 24/7
Traffic to Warren Lane via A50 Junction 1
M1 Junc 24A Southbound exit Slip Closed
Fri 29th June 1900 until Mon 2nd July 0600

A50 South Bound Closed
Mon 25th June 4 nights 2100-0600
Diversion via Junc 25
Fri 29th June 2100 - Sat 30th 0800.
Sat 30th June 1600- Sun 1st 1000
Sun 1700 – Mon 2nd July 0600
Diversion via Junc 24A

M1 Southbound New off slip Open

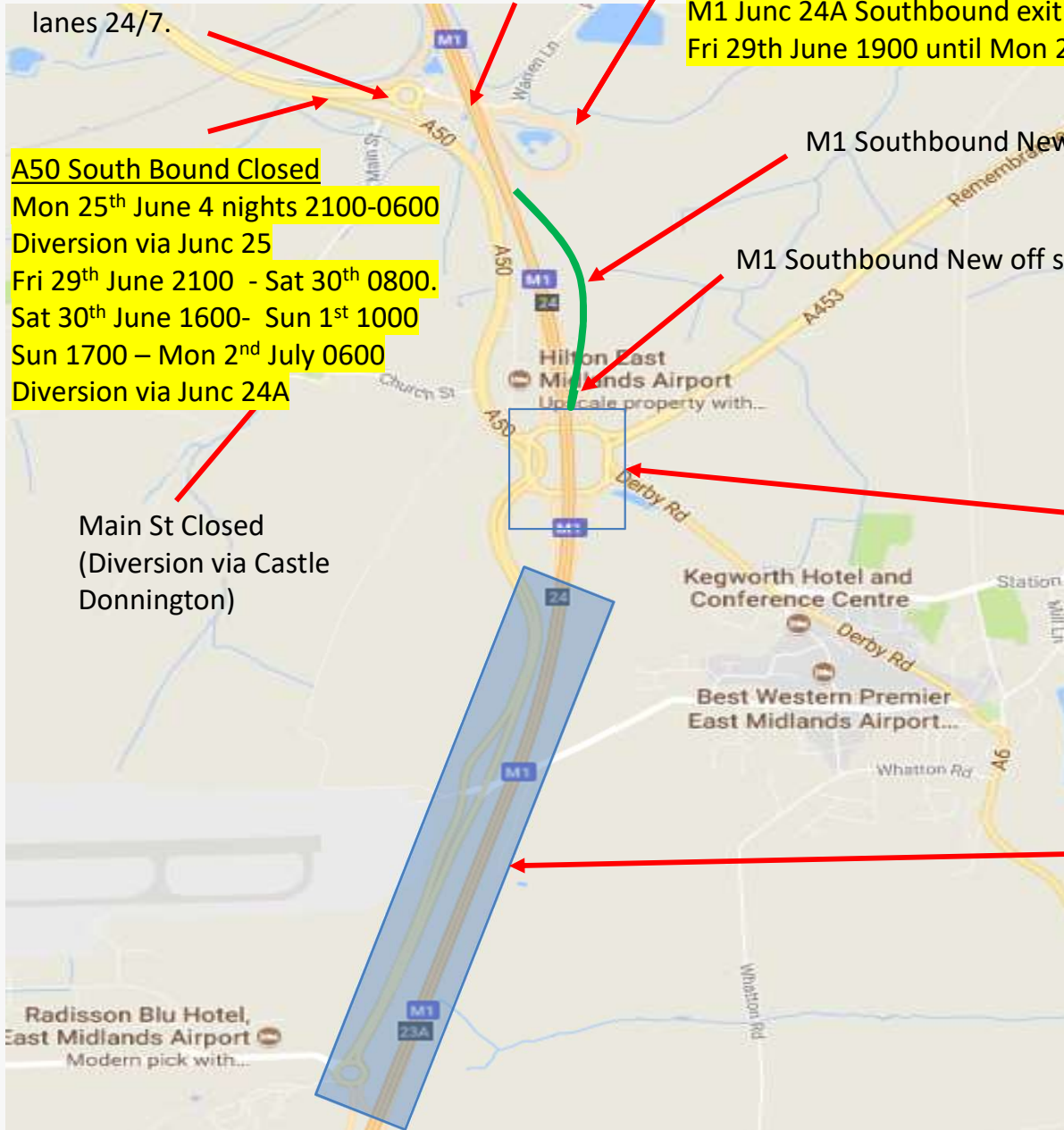
M1 Southbound New off slip Lane 1 closed

Junc 24 Roundabout.
Ring Management by
Smart Motorways

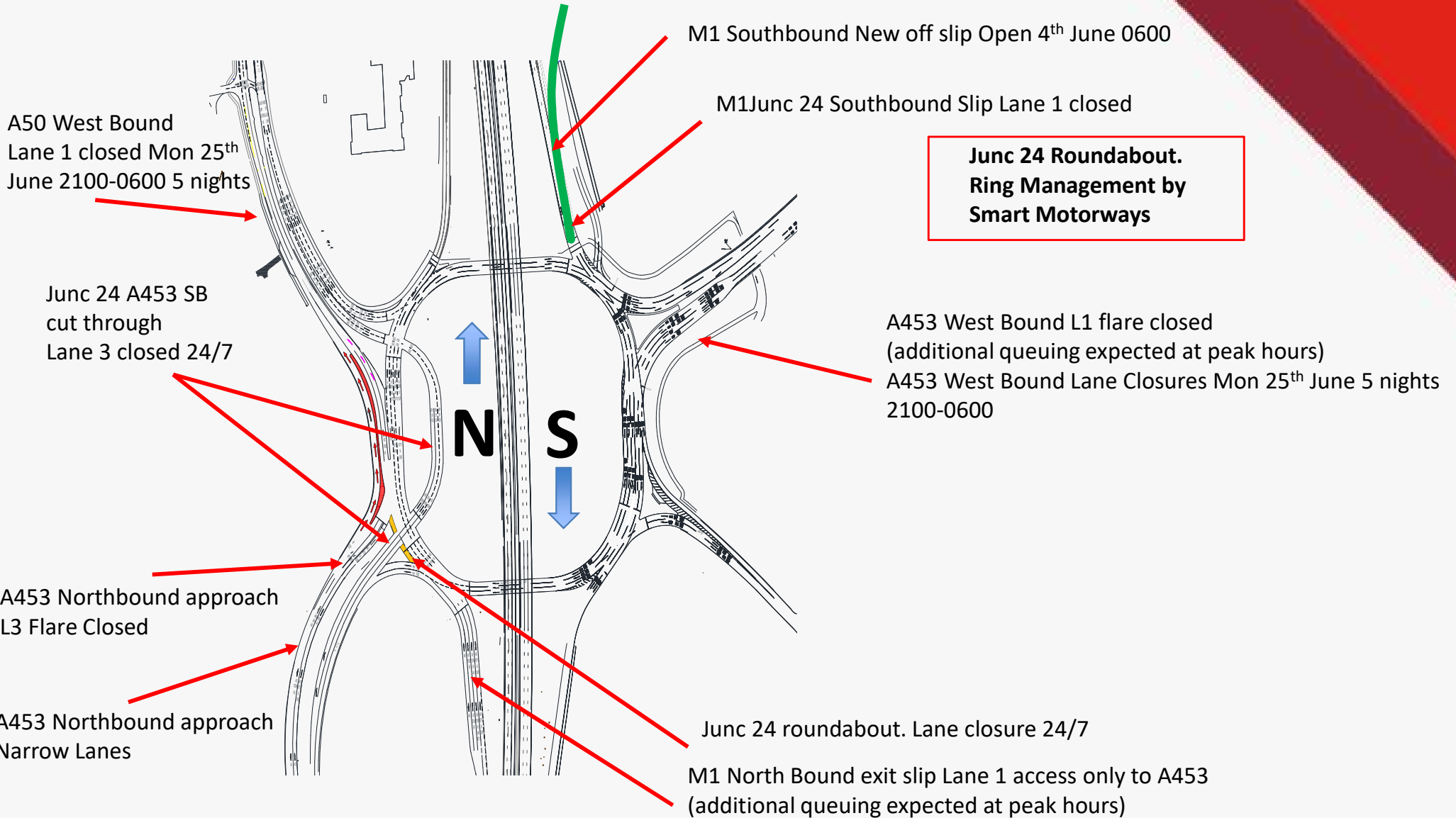
Main St Closed
(Diversion via Castle
Donnington)

Junction 24 - see Enlarged sheet

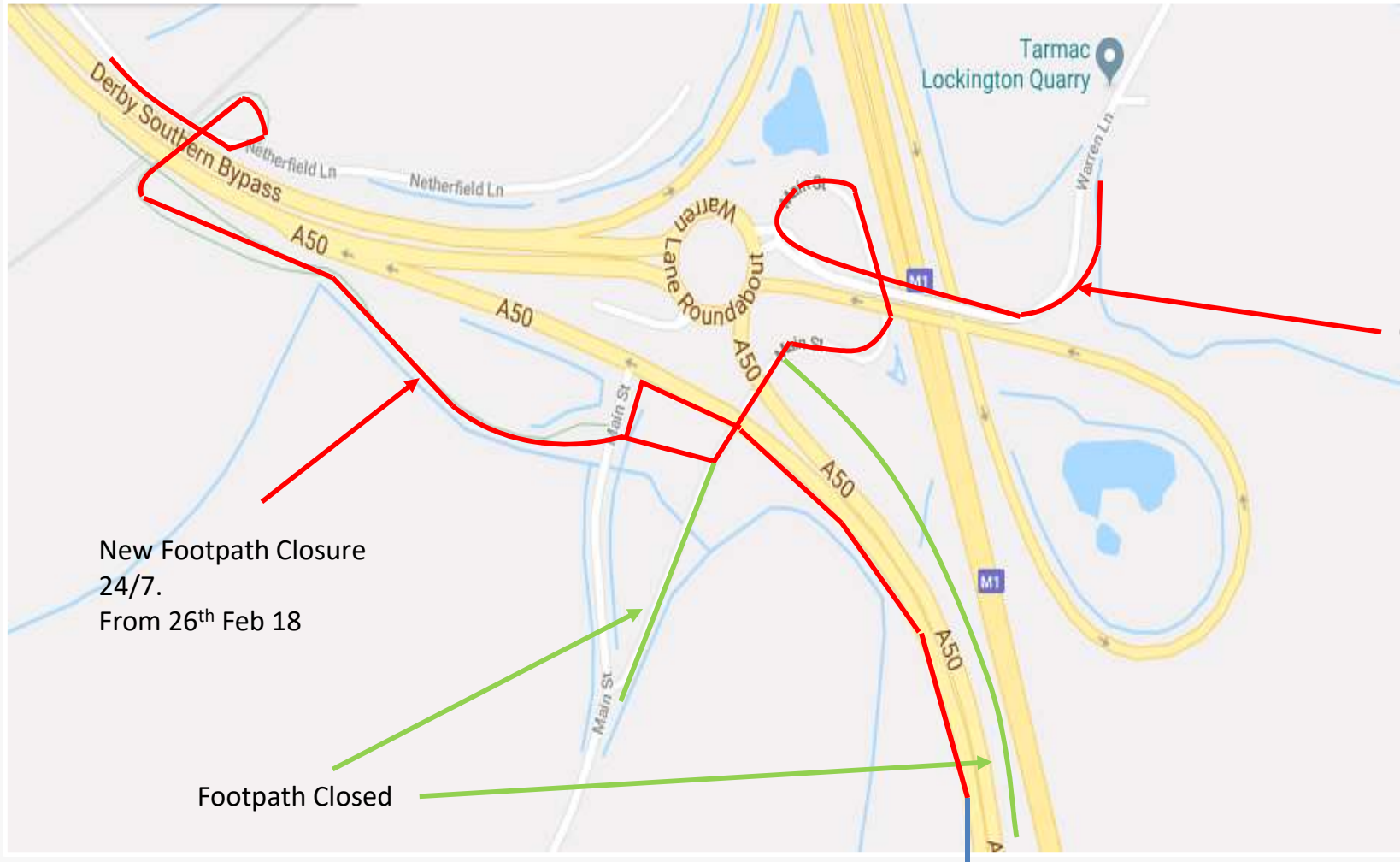
A453 Dual Carriageway Open .
A453 North and South Bound Lane closures 2100-0600
Mon 25th June 5 nights



Junction 24– W/C Mon 25th June 18



EAST MIDLANDS GATEWAY Main street Footpath and Cycle Path Closures– From 26th Feb 18

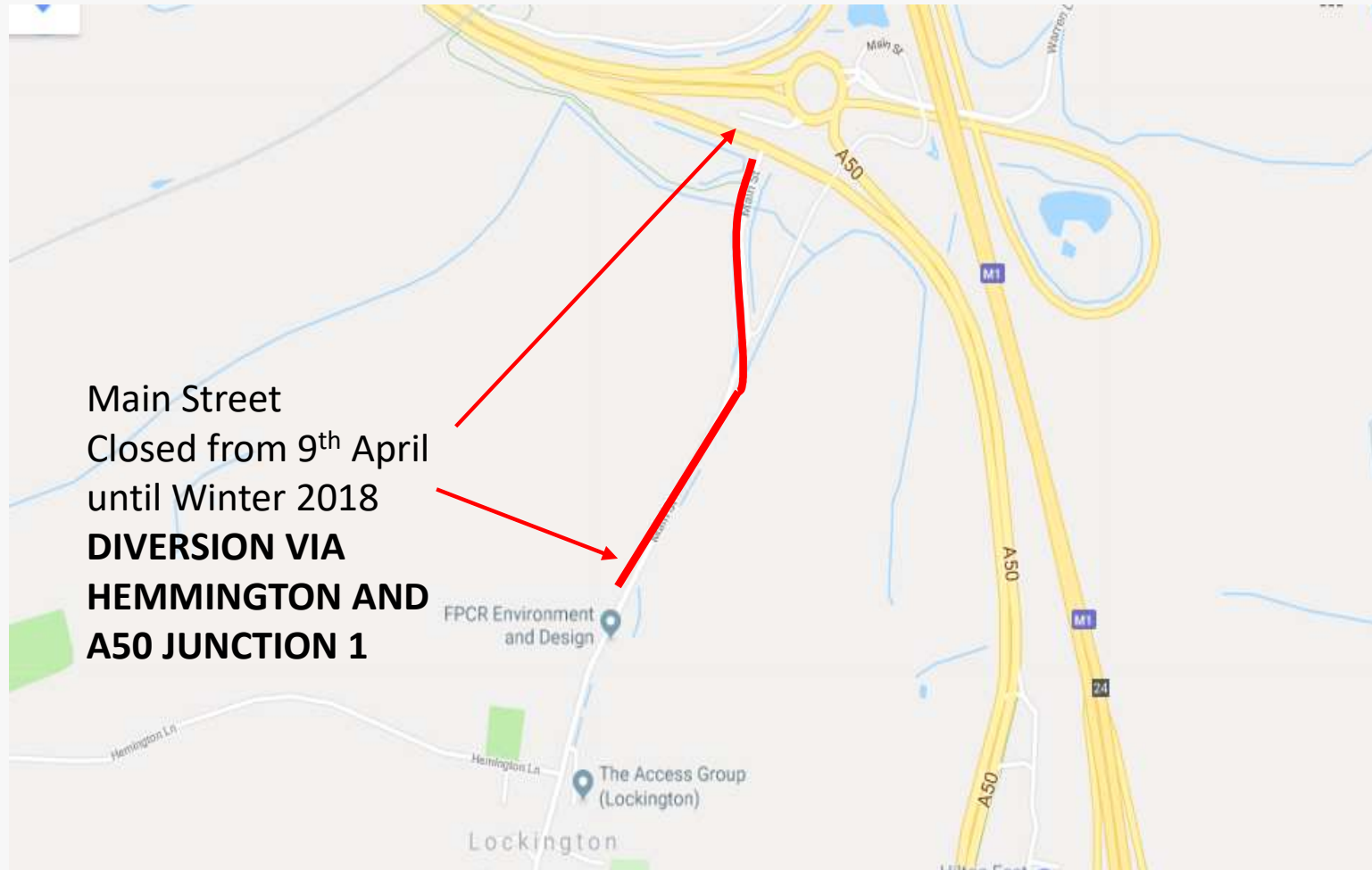


New Footpath Closures From 26th Feb 18 24/7

New Footpath Closure 24/7. From 26th Feb 18

Footpath Closed

EAST MIDLANDS GATEWAY Main street Road Closures From 26th Feb 18



Further Information

Contacts,

Tel EMG Enquiries
- 07514227681

E-mail
- emg-enquiries@winvic.co.uk

Web East Midlands Gateway specific
- www.slp-emg.com

Web on the day of travel
- www.roadworks.org/
- www.trafficengland.com/

Project updates,

A project update if you wish to be added please e-mail request to above address.

This will include an overall project update and detailed traffic management plans for the forthcoming weeks including dates and times.

Please note all dates within this document are to be confirmed closer to the time