

**EAST MIDLANDS GATEWAY
RAIL FREIGHT INTERCHANGE**

TRAFFIC MANAGEMENT

**Planned Works and Night
Closures Review**

- **W/C Mon 23rd April 18**
- **W/C Mon 30th April 18**
- **W/C Mon 7th May 18**

Updated Mon 23rd April 18



EAST MIDLANDS GATEWAY – W/C Mon 23rd April 18



Warren Lane
Roundabout Narrow
lanes 24/7.

Warren Lane Bridge
Two way Lights

M1 Junc 24A Southbound exit Slip lane 2 closure 24/7
Traffic to Warren Lane via A50 Junction 1
M1 Junc 24A Southbound exit closed Mon 23rd April
5 nights 2100-0600

M1 Junc 24 Southbound Slip Hard Shoulder closure 24/7
M1 Junc 24 Southbound Slip Lane 1 closure Daytime Off
Peak 0930 -1530hrs

Main St Closed
(Diversion via Castle
Donnington)

50MPH A50 N/B 24/7
Jnc 24 to Main St

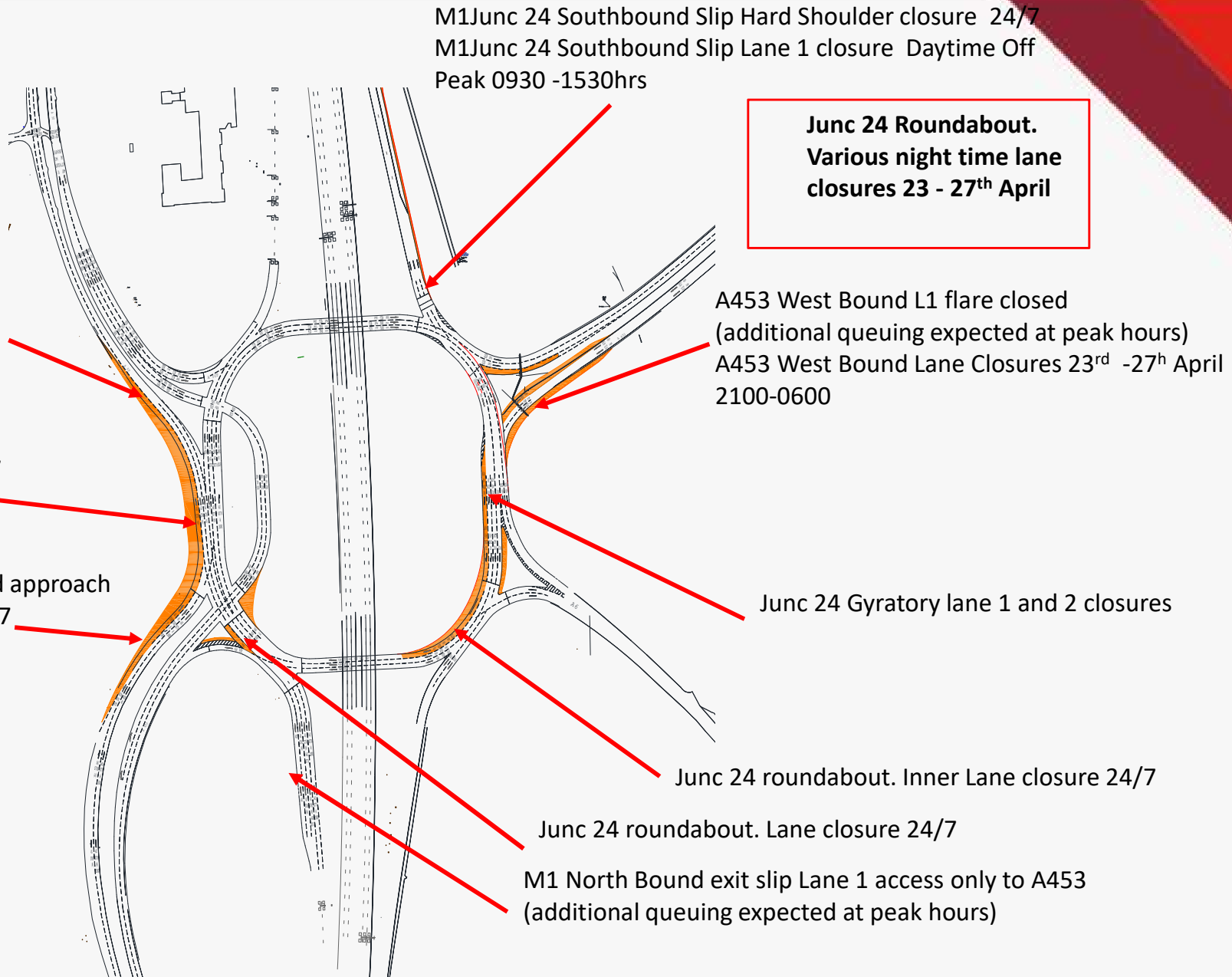
**Junc 24 Roundabout.
Various night time lane
closures 23rd – 27th
April**

Junction 24 - see Enlarged sheet

A453 Dual Carriageway Open .
A453 North and South Bound Lane closures 2100-0600
Mon 23rd April 5 nights



Junction 24– W/C Mon 23rd April 18



EAST MIDLANDS GATEWAY – W/C Mon 30th April 18



Warren Lane
Roundabout Narrow
lanes 24/7.

Warren Lane Bridge
Two way Lights

M1 Junc 24A Southbound exit Slip lane 2 closure 24/7
Traffic to Warren Lane via A50 Junction 1

M1 Junc 24 Southbound Slip Hard Shoulder closure 24/7
M1 Junc 24 Southbound Slip Lane 1 closure Daytime Off
Peak 0930 -1530hrs

Main St Closed
(Diversion via Castle
Donnington)

50MPH A50 N/B 24/7
Jnc 24 to Main St
TSM close off verge
with cones under
closure

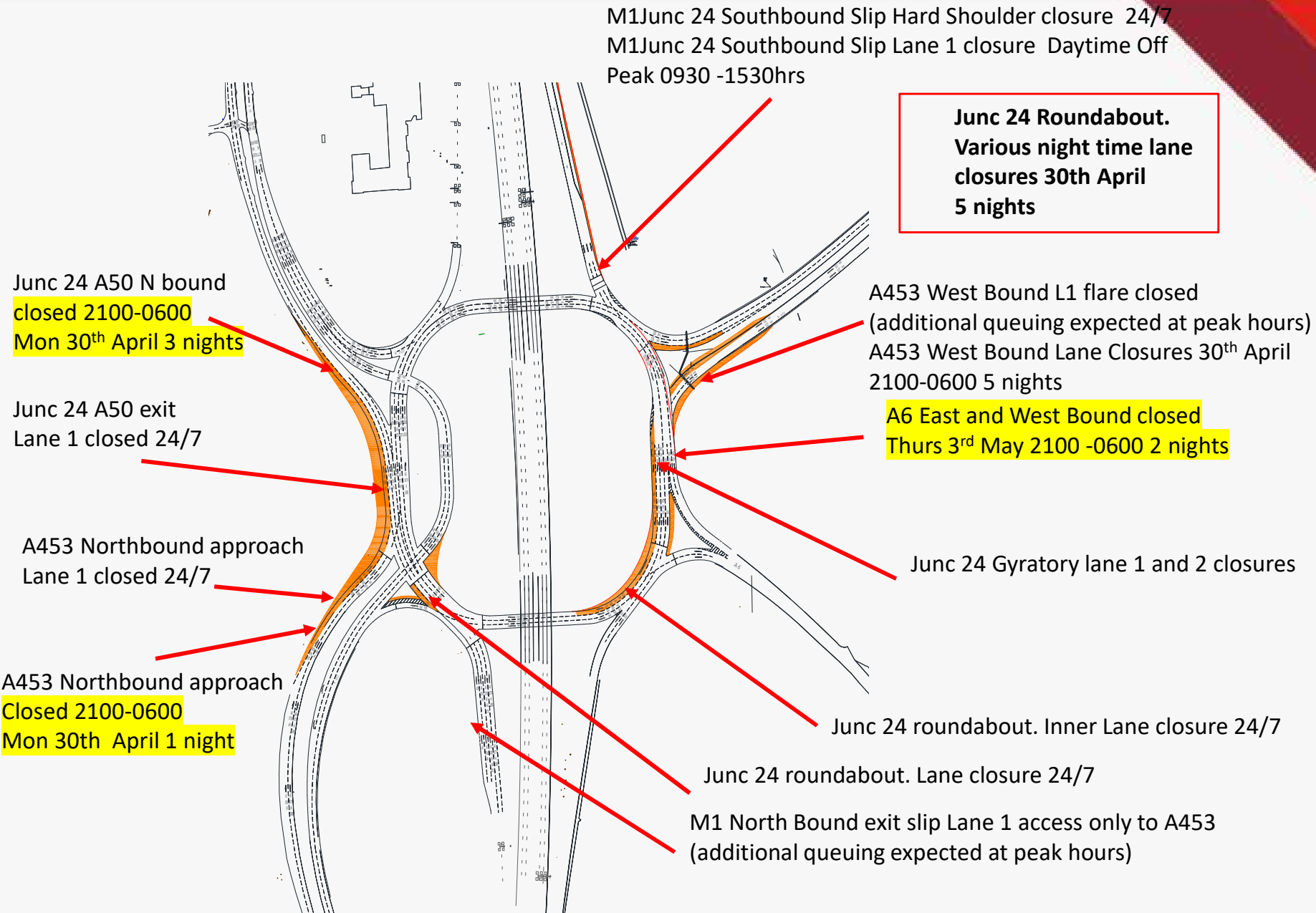
**Junc 24 Roundabout.
Various night time lane
closures 30th April
5 nights**

Junction 24 - see Enlarged sheet

A453 Dual Carriageway Open .
A453 North and South Bound Lane closures 2100-0600
Mon 30th April 5 nights



Junction 24– W/C Mon 30th April 18



EAST MIDLANDS GATEWAY – W/C Mon 7th May 18



Warren Lane
Roundabout Narrow
lanes 24/7.

Warren Lane Bridge
Two way Lights

M1 Junc 24A Southbound exit Slip lane 2 closure 24/7
Traffic to Warren Lane via A50 Junction 1

M1 Junc 24 Southbound Slip Hard Shoulder closure 24/7
M1 Junc 24 Southbound Slip Lane 1 closure Daytime Off
Peak 0930 -1530hrs

Main St Closed
(Diversion via Castle
Donnington)

50MPH A50 N/B 24/7
Jnc 24 to Main St

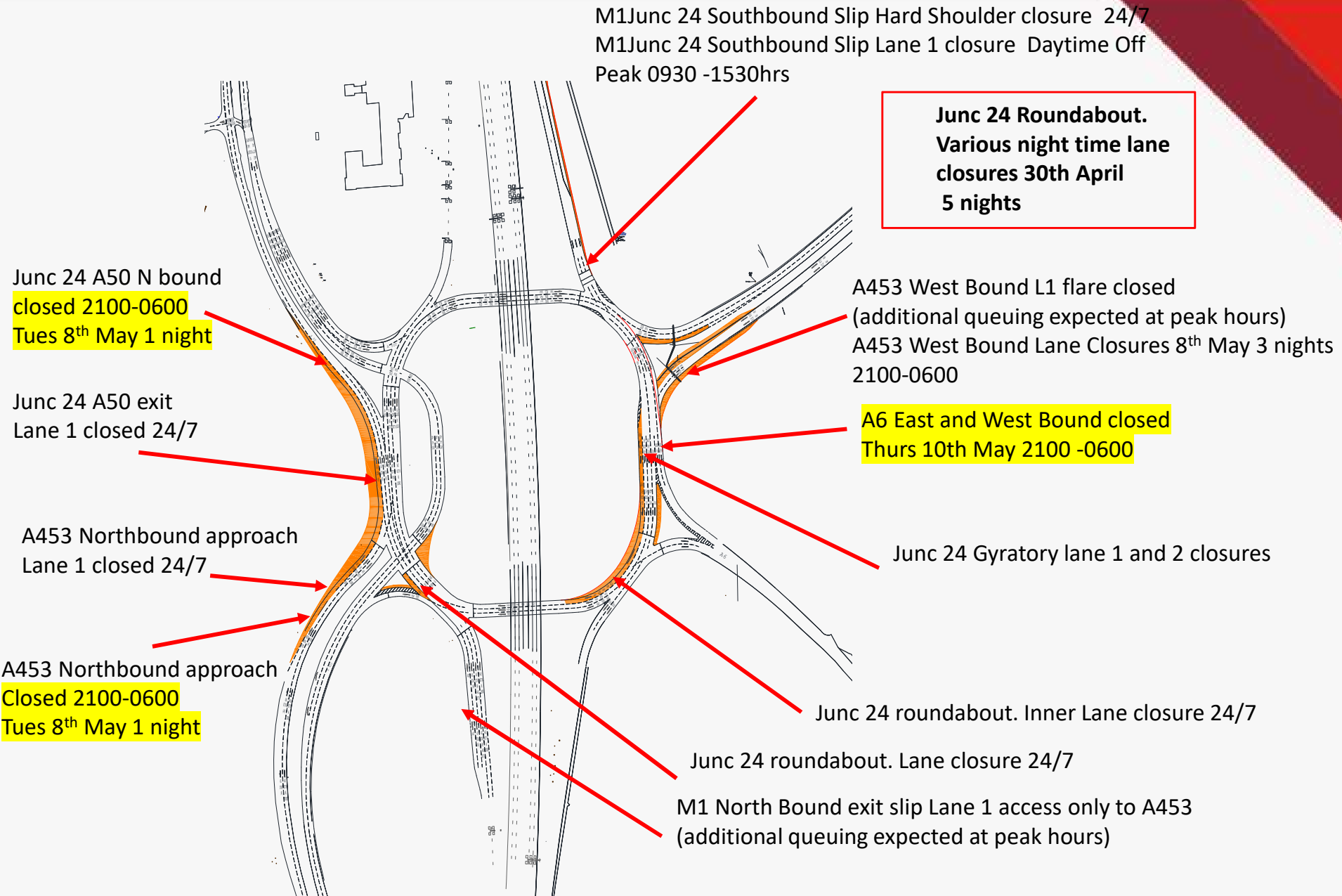
**Junc 24 Roundabout.
Various night time lane
closures 8th May
3 nights**

Junction 24 - see Enlarged sheet

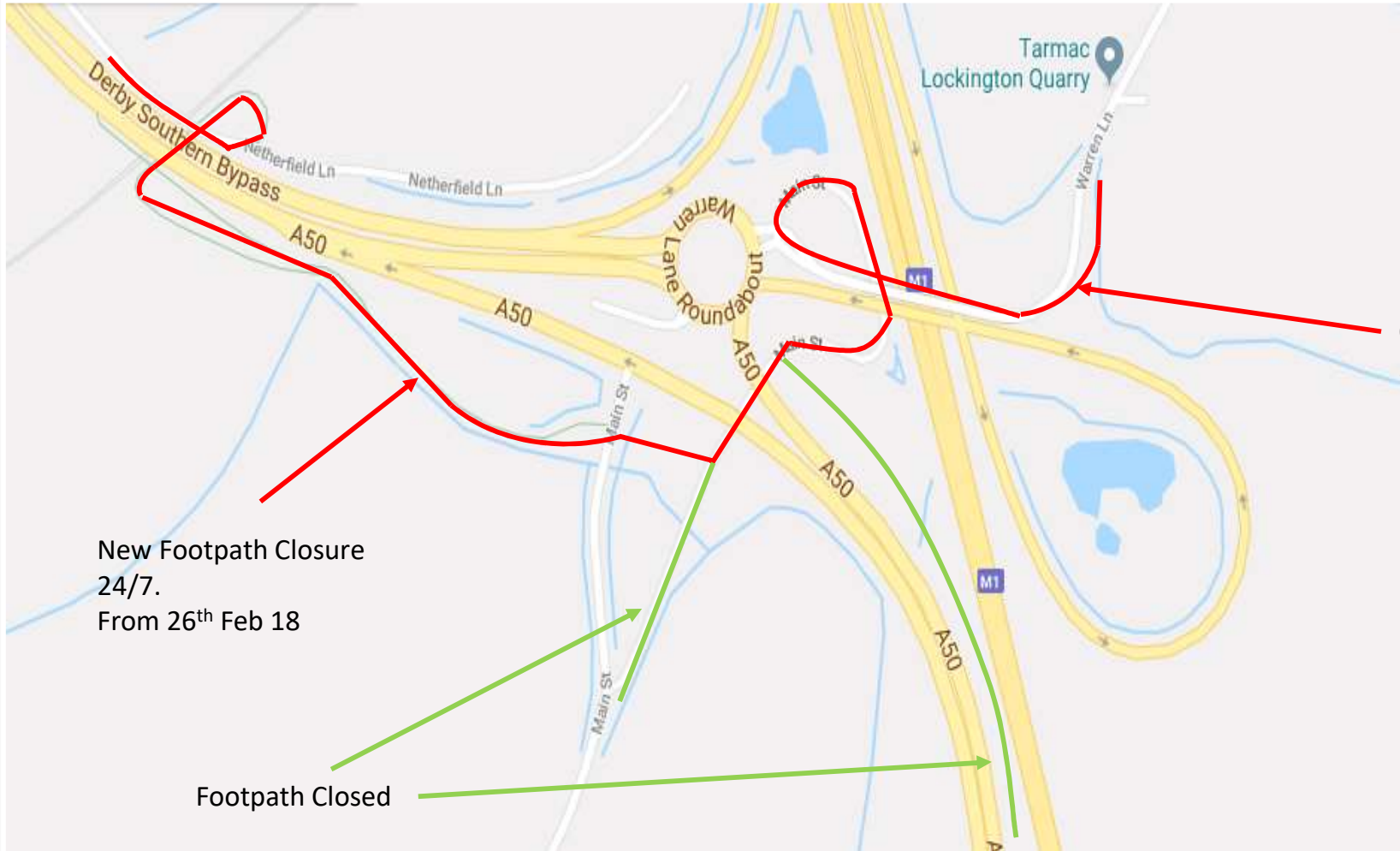
A453 Dual Carriageway Open .
A453 North and South Bound Lane closures 2100-0600
Tues 8th May 3 nights



Junction 24– W/C Mon 7th May 18



EAST MIDLANDS GATEWAY Main street Footpath and Cycle Path Closures– From 26th Feb 18

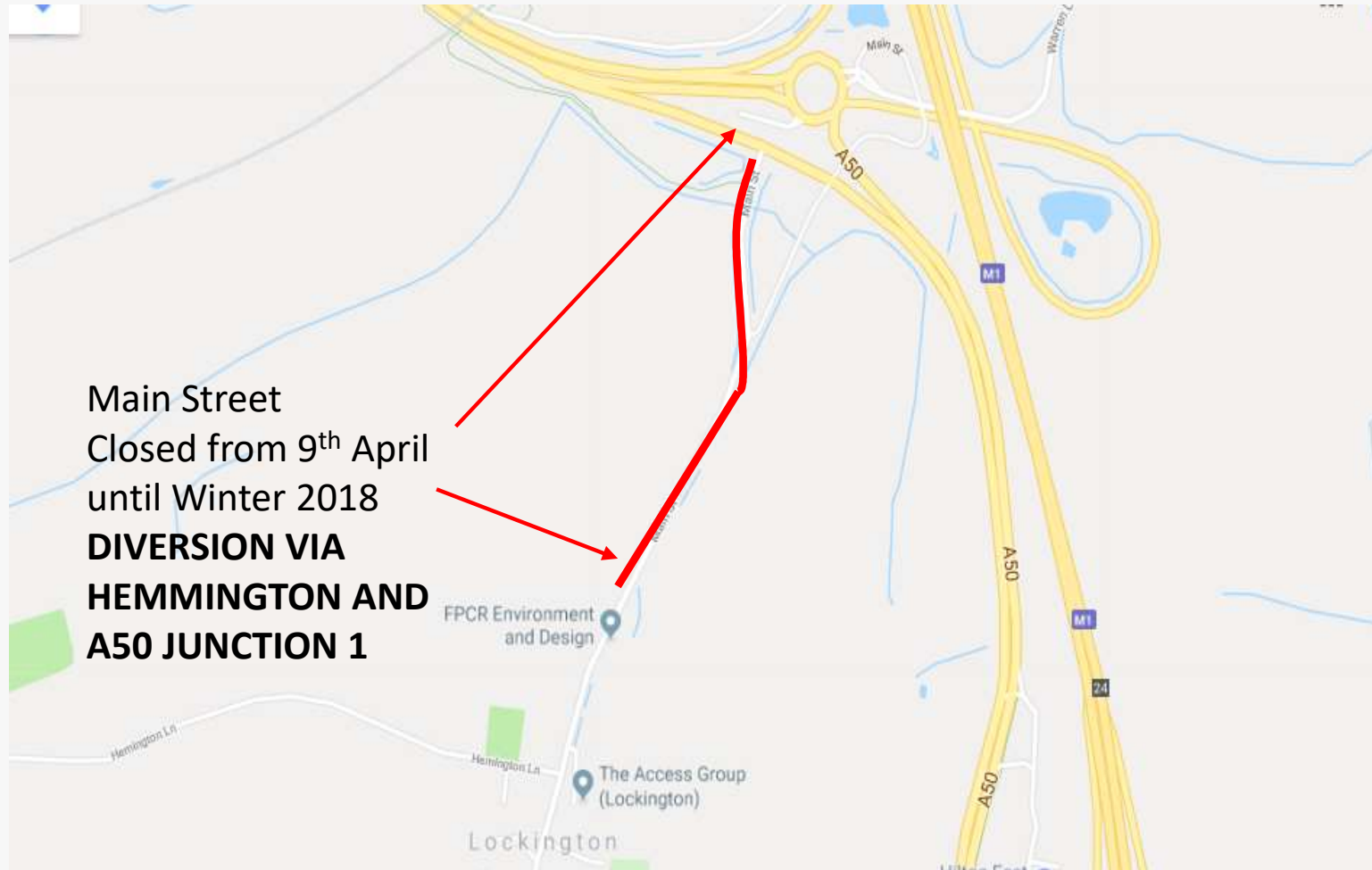


New Footpath Closures From 26th Feb 18 24/7

New Footpath Closure 24/7. From 26th Feb 18

Footpath Closed

EAST MIDLANDS GATEWAY Main street Road Closures From 26th Feb 18



Further Information

Contacts,

Tel EMG Enquiries
- 07514227681

E-mail
- emg-enquiries@winvic.co.uk

Web East Midlands Gateway specific
- www.slp-emg.com

Web on the day of travel
- www.roadworks.org/
- www.trafficengland.com/

Project updates,

A project update if you wish to be added please e-mail request to above address.

This will include an overall project update and detailed traffic management plans for the forthcoming weeks including dates and times.

Please note all dates within this document are to be confirmed closer to the time