

**EAST MIDLANDS GATEWAY**  
**RAIL FREIGHT INTERCHANGE**

**TRAFFIC MANAGEMENT**

**Planned Works and Night  
Closures Review**

- **W/C Mon 16th April 18**
- **W/C Mon 23rd April 18**
- **W/C Mon 30<sup>th</sup> April 18**



Updated Friday 13th April 18

# EAST MIDLANDS GATEWAY – W/C Mon 16<sup>th</sup> April 18



Warren Lane  
Roundabout Narrow  
lanes 24/7.

Warren Lane Bridge  
Two way Lights

M1 Junc 24A Southbound exit Slip lane 2 closure 24/7  
Traffic to Warren Lane via A50 Junction 1

M1 Junc 24 Southbound Slip Hard Shoulder closure 24/7  
M1 Junc 24 Southbound Slip Lane 1 closure Daytime Off  
Peak 0930 -1530hrs

Main St Closed  
(Diversion via Castle  
Donnington)

50MPH A50 N/B 24/7  
Jnc 24 to Main St

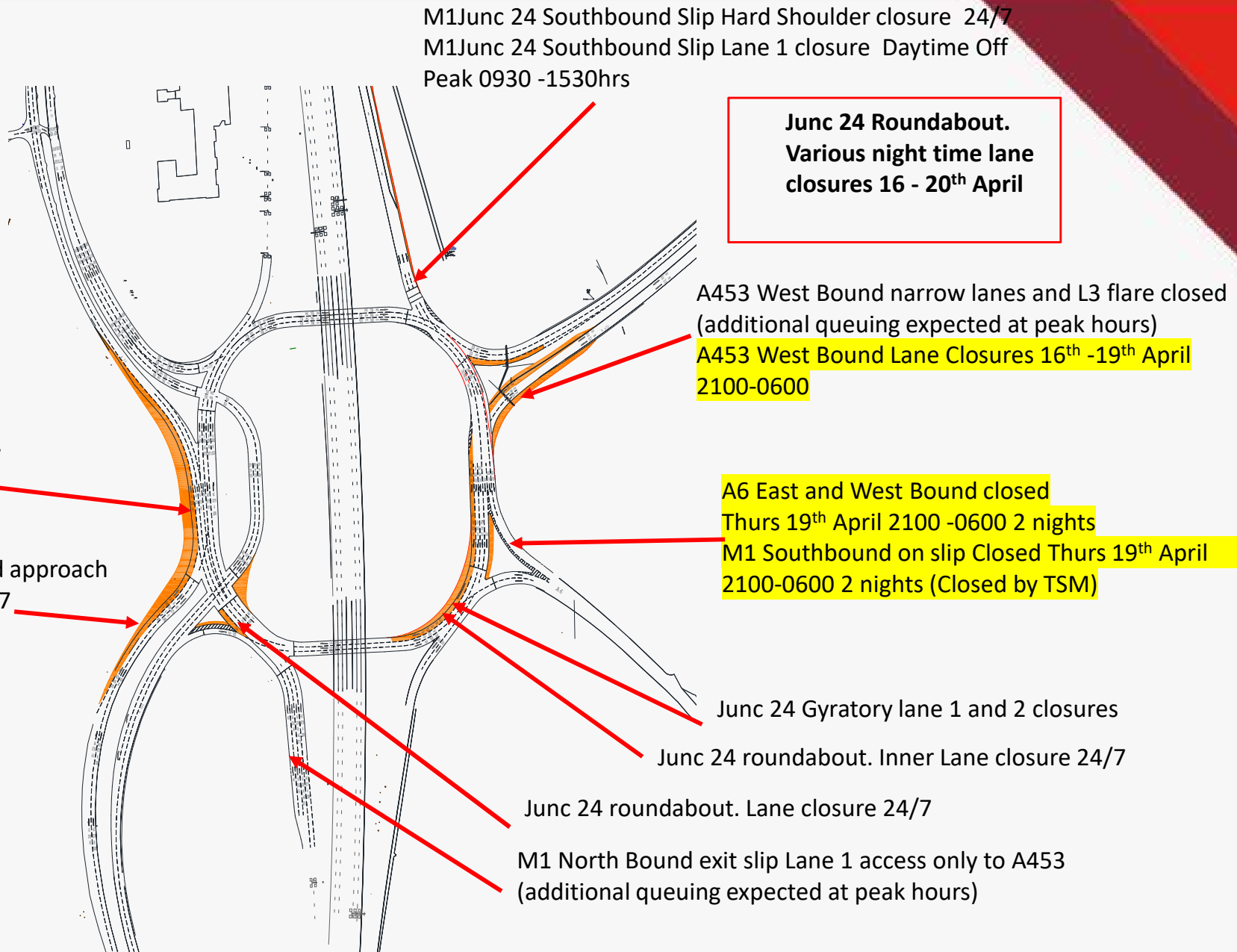
**Junc 24 Roundabout.  
Various night time lane  
closures 16-20<sup>th</sup> April**

Junction 24 - see Enlarged sheet

A453 Dual Carriageway Open .  
A453 North and South Bound Lane closures 2100-0600  
Mon 16<sup>th</sup> April 5 nights



# Junction 24– W/C Mon 16<sup>th</sup> April 18



# EAST MIDLANDS GATEWAY – W/C Mon 23rd April 18



Warren Lane  
Roundabout Narrow  
lanes 24/7.

Warren Lane Bridge  
Two way Lights

M1 Junc 24A Southbound exit Slip lane 2 closure 24/7  
Traffic to Warren Lane via A50 Junction 1

M1 Junc 24 Southbound Slip Hard Shoulder closure 24/7  
M1 Junc 24 Southbound Slip Lane 1 closure Daytime Off  
Peak 0930 -1530hrs

Main St Closed  
(Diversion via Castle  
Donnington)

50MPH A50 N/B 24/7  
Jnc 24 to Main St

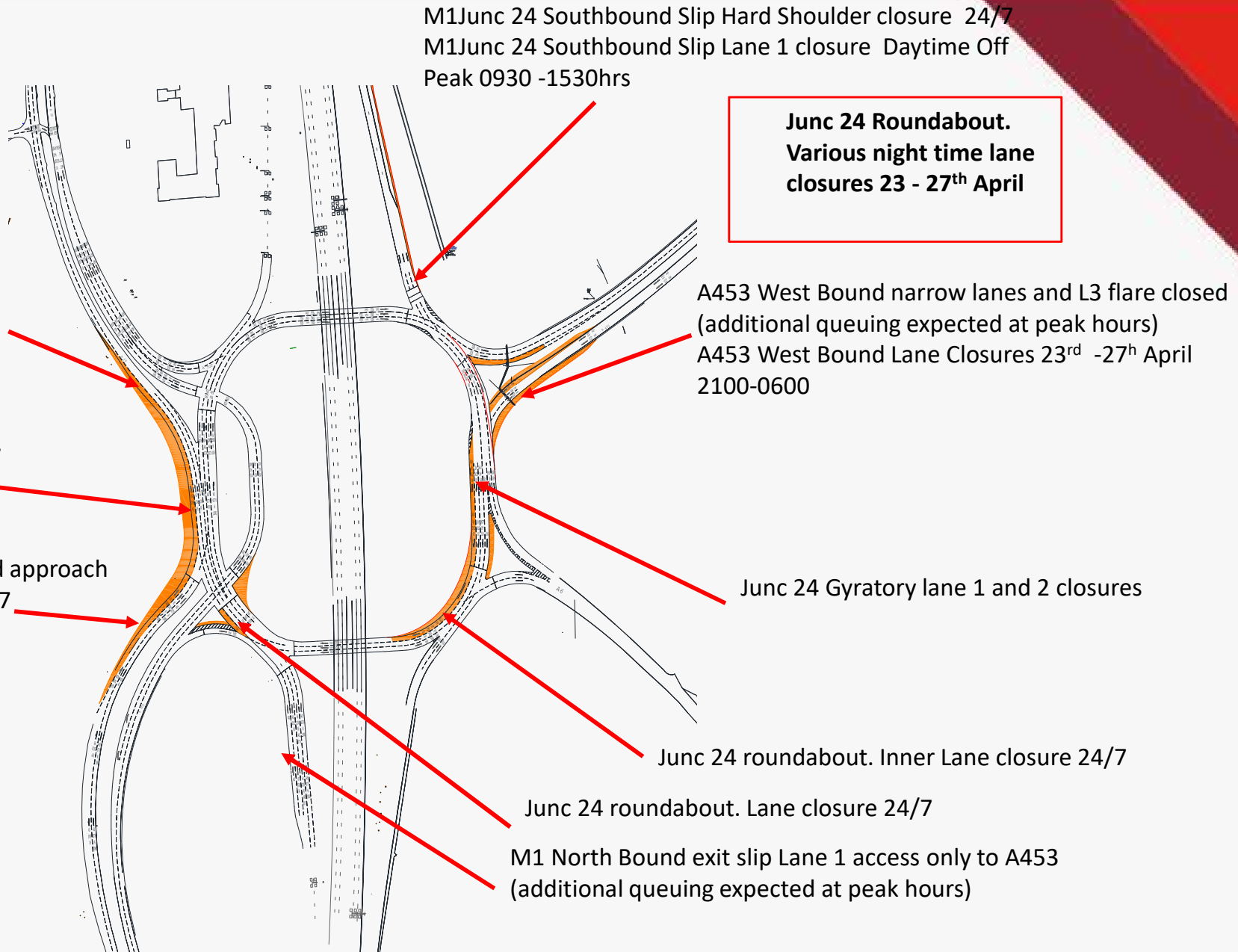
**Junc 24 Roundabout.**  
Various night time lane  
closures 23rd – 27<sup>th</sup>  
April

Junction 24 - see Enlarged sheet

A453 Dual Carriageway Open .  
A453 North and South Bound Lane closures 2100-0600  
Mon 23rd April 5 nights



# Junction 24– W/C Mon 23rd April 18



# EAST MIDLANDS GATEWAY – W/C Mon 30th April 18



Warren Lane  
Roundabout Narrow  
lanes 24/7.

Warren Lane Bridge  
Two way Lights

M1 Junc 24A Southbound exit Slip lane 2 closure 24/7  
Traffic to Warren Lane via A50 Junction 1

M1 Junc 24 Southbound Slip Hard Shoulder closure 24/7  
M1 Junc 24 Southbound Slip Lane 1 closure Daytime Off  
Peak 0930 -1530hrs

Main St Closed  
(Diversion via Castle  
Donnington)

50MPH A50 N/B 24/7  
Jnc 24 to Main St

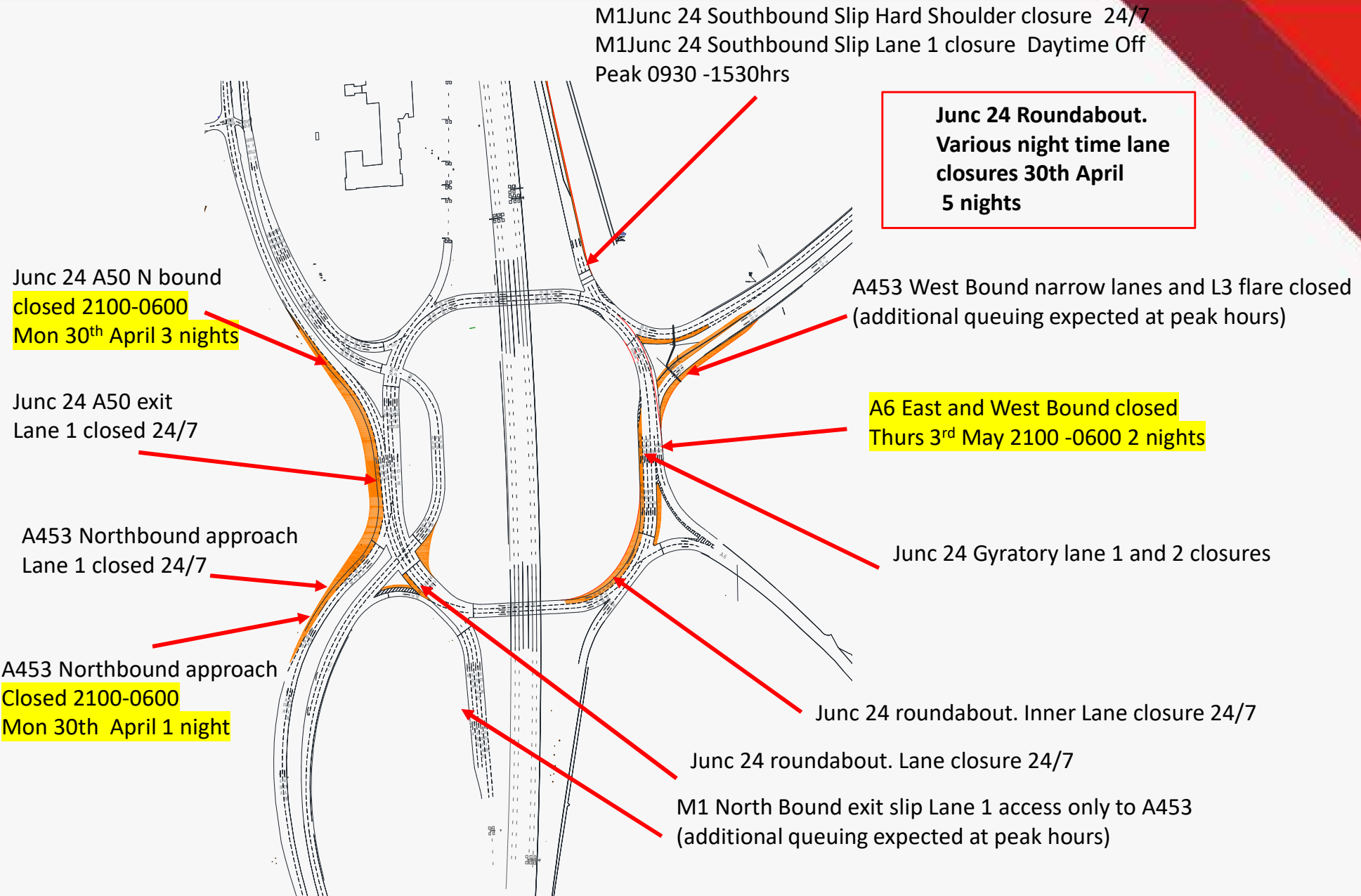
**Junc 24 Roundabout.  
Various night time lane  
closures 30<sup>th</sup> April  
5 nights**

Junction 24 - see Enlarged sheet

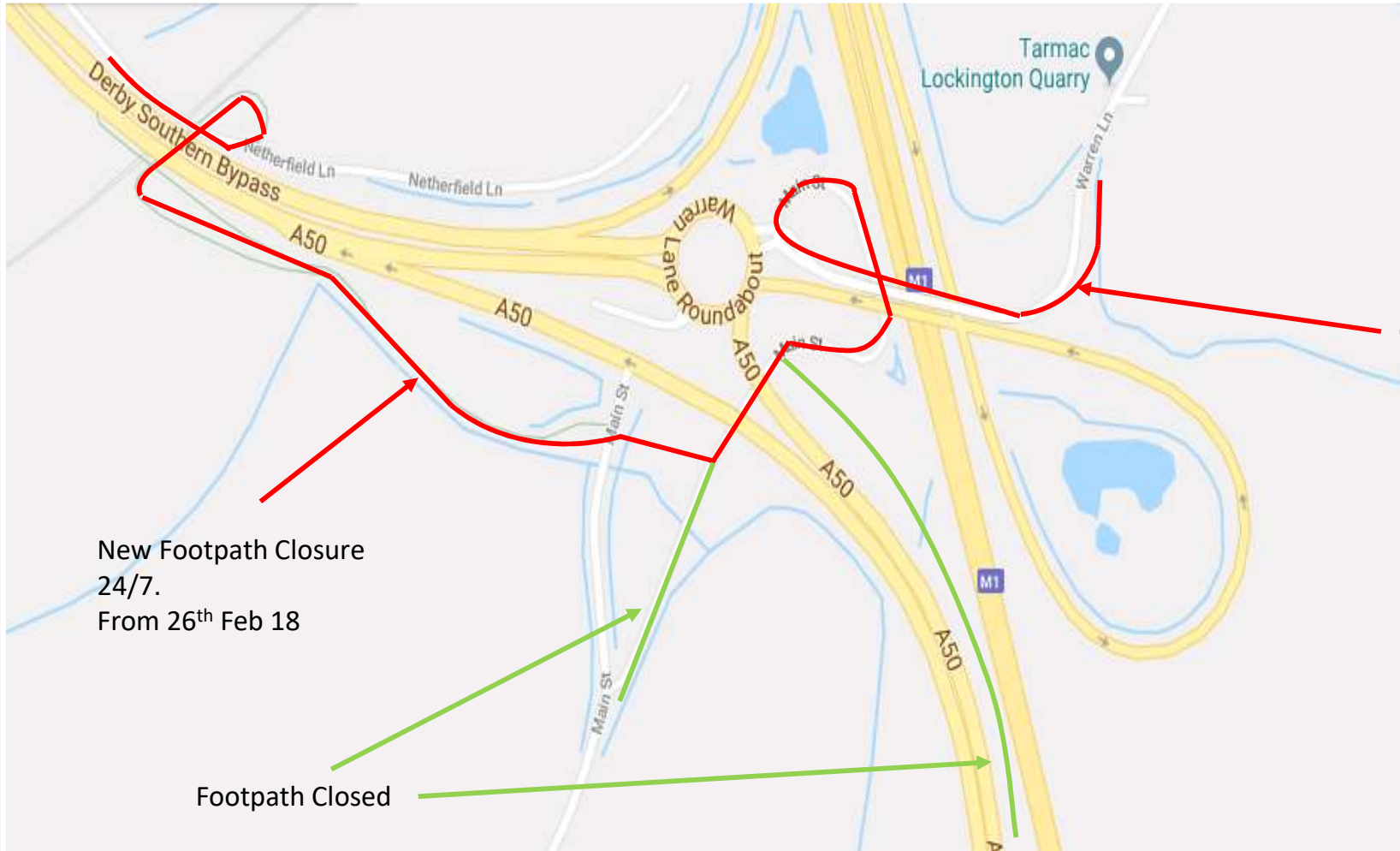
A453 Dual Carriageway Open .  
A453 North and South Bound Lane closures 2100-0600  
Mon 30th April 5 nights



# Junction 24– W/C Mon 30th April 18



# EAST MIDLANDS GATEWAY Main street Footpath and Cycle Path Closures– From 26<sup>th</sup> Feb 18



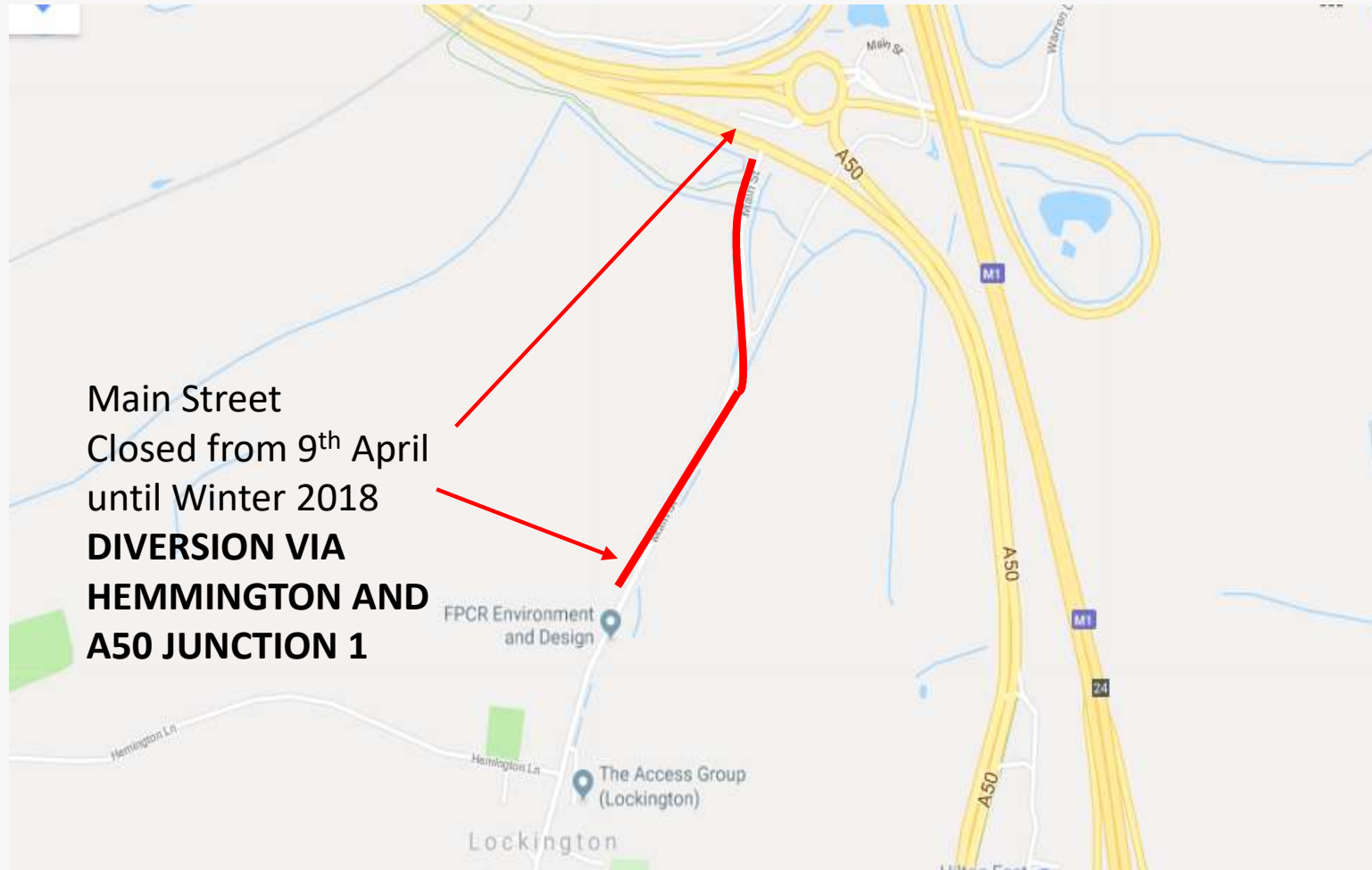
New Footpath Closures From 26<sup>th</sup> Feb 18 24/7

New Footpath Closure 24/7. From 26<sup>th</sup> Feb 18

Footpath Closed



# EAST MIDLANDS GATEWAY Main street Road Closures From 26<sup>th</sup> Feb 18



# Further Information

## Contacts,

Tel EMG Enquiries  
- 07514227681

E-mail  
- [emg-enquiries@winvic.co.uk](mailto:emg-enquiries@winvic.co.uk)

Web East Midlands Gateway specific  
- [www.slp-emg.com](http://www.slp-emg.com)

Web on the day of travel  
- [www.roadworks.org/](http://www.roadworks.org/)  
- [www.trafficengland.com/](http://www.trafficengland.com/)

## Project updates,

A project update if you wish to be added please e-mail request to above address.

This will include an overall project update and detailed traffic management plans for the forthcoming weeks including dates and times.

Please note all dates within this document are to be confirmed closer to the time