

EAST MIDLANDS GATEWAY
RAIL FREIGHT INTERCHANGE

TRAFFIC MANAGEMENT

**Planned Works and Night
Closures Review**

- **W/C Mon 5th Feb 18**
- **W/C Mon 12th Feb 18**
- **W/C Mon 19th Feb 18**



Updated Friday 2nd Feb 18

EAST MIDLANDS GATEWAY – W/C 5th Feb 18



Warren Lane Roundabout Narrow lanes 24/7.

Warren Lane Bridge Two way Lights

M1 Junc 24A Southbound exit Slip lane 2 closure 24/7
Traffic to Warren Lane via A50 Junction 1
M1 Junc 24A Southbound full closure 5th Feb 5 nights

A50 Eastbound Full closure 2100-0600 Mon 5th Feb 5 nights

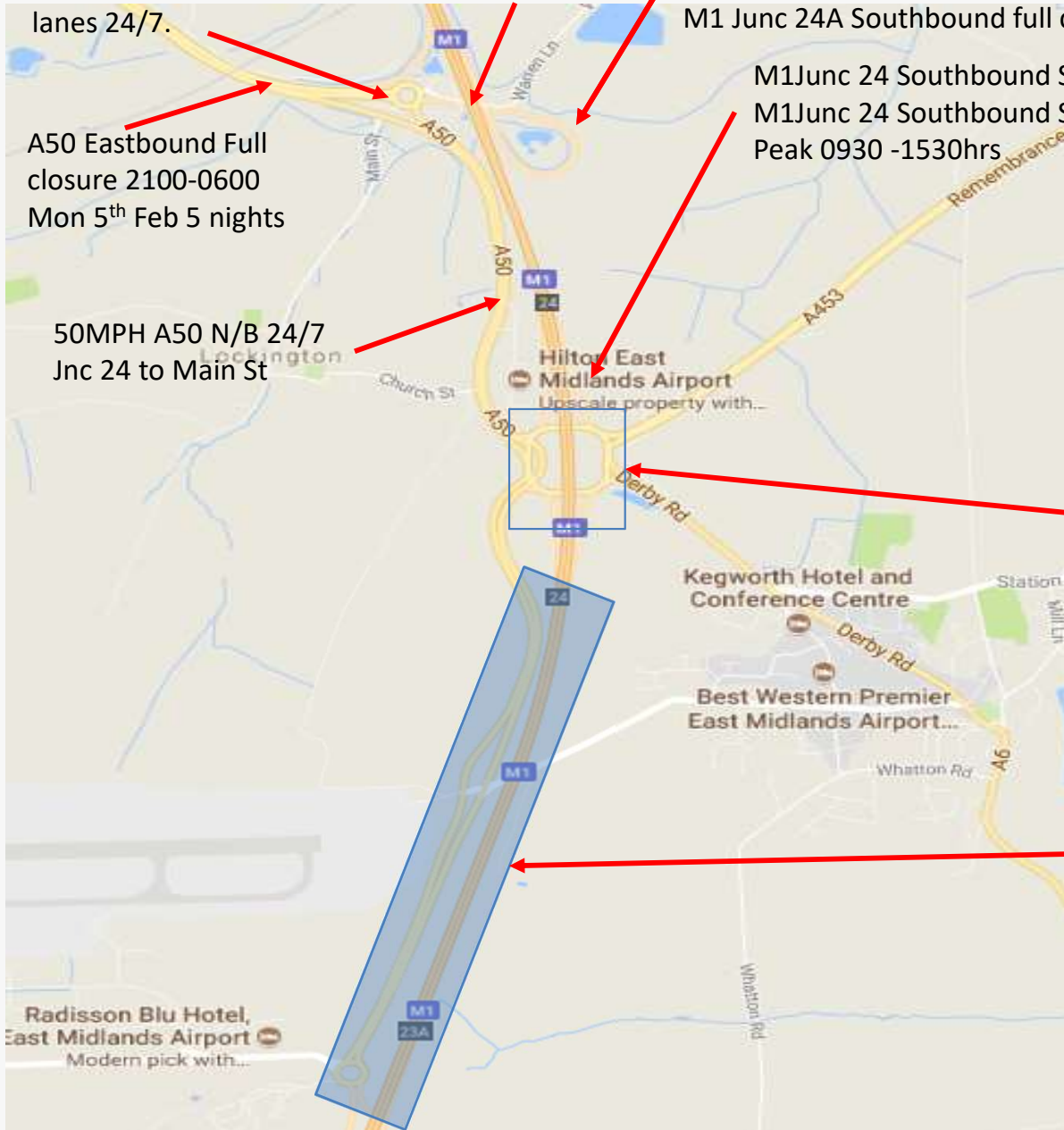
50MPH A50 N/B 24/7 Jnc 24 to Main St

M1 Junc 24 Southbound Slip Hard Shoulder closure 24/7
M1 Junc 24 Southbound Slip Lane 1 closure Daytime Off Peak 0930 -1530hrs

Junc 24 Roundabout. Various night time lane closures 5th – 9th Feb

Junction 24 - see Enlarged sheet

A453 Dual Carriageway Open daytime .



Junction 24– W/C Mon 5th Feb 18

Junc 24 A50 N bound
Mon 5th Feb Lane 1
closed 2100 – 0600
5 nights

Junc 24 A50 N bound
Lane 1 closed and
narrow lanes 24/7

Junc 24 A50 exit
Lane 1 closed 24/7

A453 Northbound approach
Lane 1 closed 24/7

M1 Junc 24 Southbound Slip Hard Shoulder closure 24/7
M1 Junc 24 Southbound Slip Lane 1 closure Daytime Off
Peak 0930 -1530hrs

**Junc 24 Roundabout.
Various night time lane
closures 5th – 9th Feb**

A453 West Bound narrow lanes and L3 flare closed
(additional queuing expected at peak hours)
A453 West Bound Lane closures 2100 – 0600 Mon 5th
Feb 5 nights

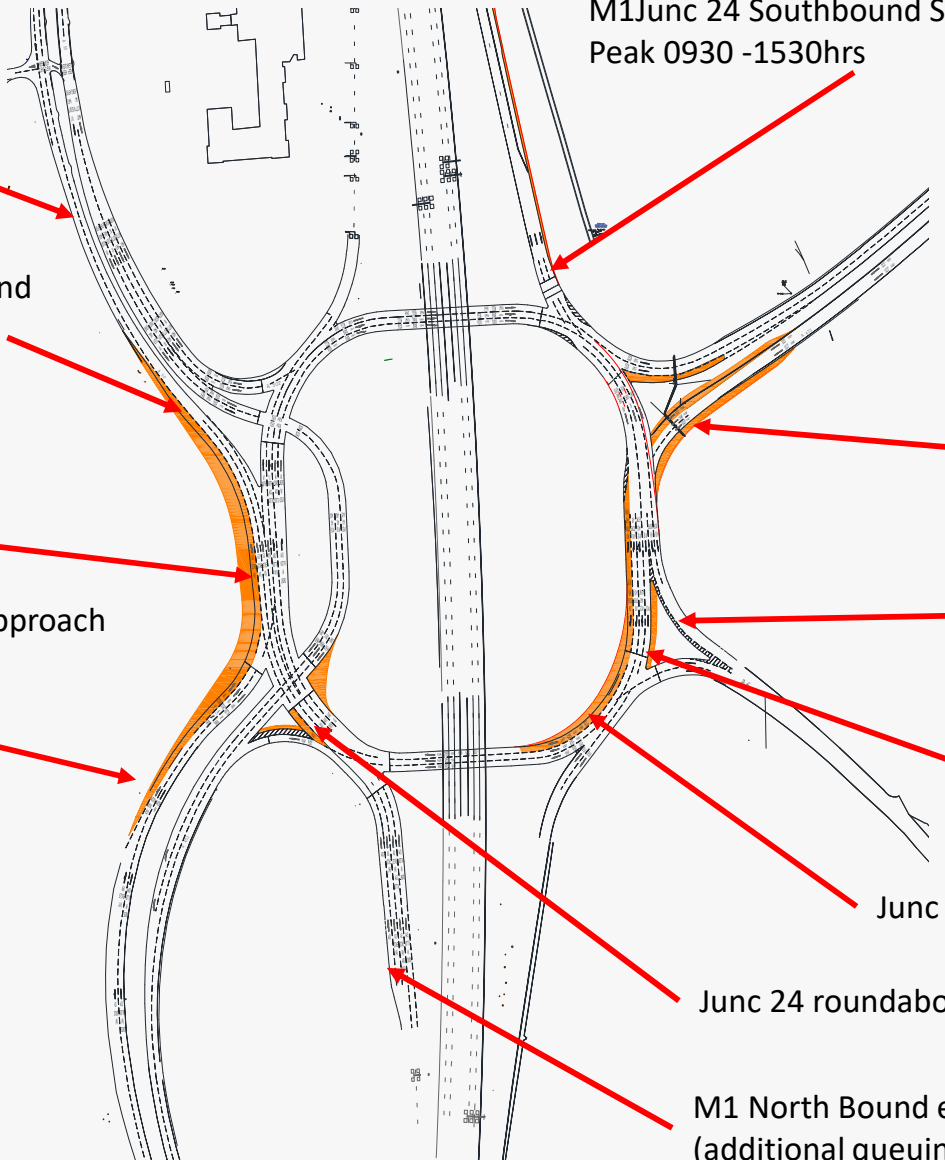
A6 East Bound narrow lane 24/7
A6 West Bound Full closure 2100 – 0600 Mon 5th Feb
5 nights

Junc 24 Gyratory lane 1 and 2 closures
2100 – 0600 Mon 5th Feb 5 nights

Junc 24 roundabout. Inner Lane closure 24/7

Junc 24 roundabout. Lane closure 24/7

M1 North Bound exit slip Lane 1 access only to A453
(additional queuing expected at peak hours)



EAST MIDLANDS GATEWAY – W/C 12th Feb 18



Warren Lane Roundabout Narrow lanes 24/7.

Warren Lane Bridge Two way Lights

M1 Junc 24A Southbound exit Slip lane 2 closure 24/7
Traffic to Warren Lane via A50 Junction 1

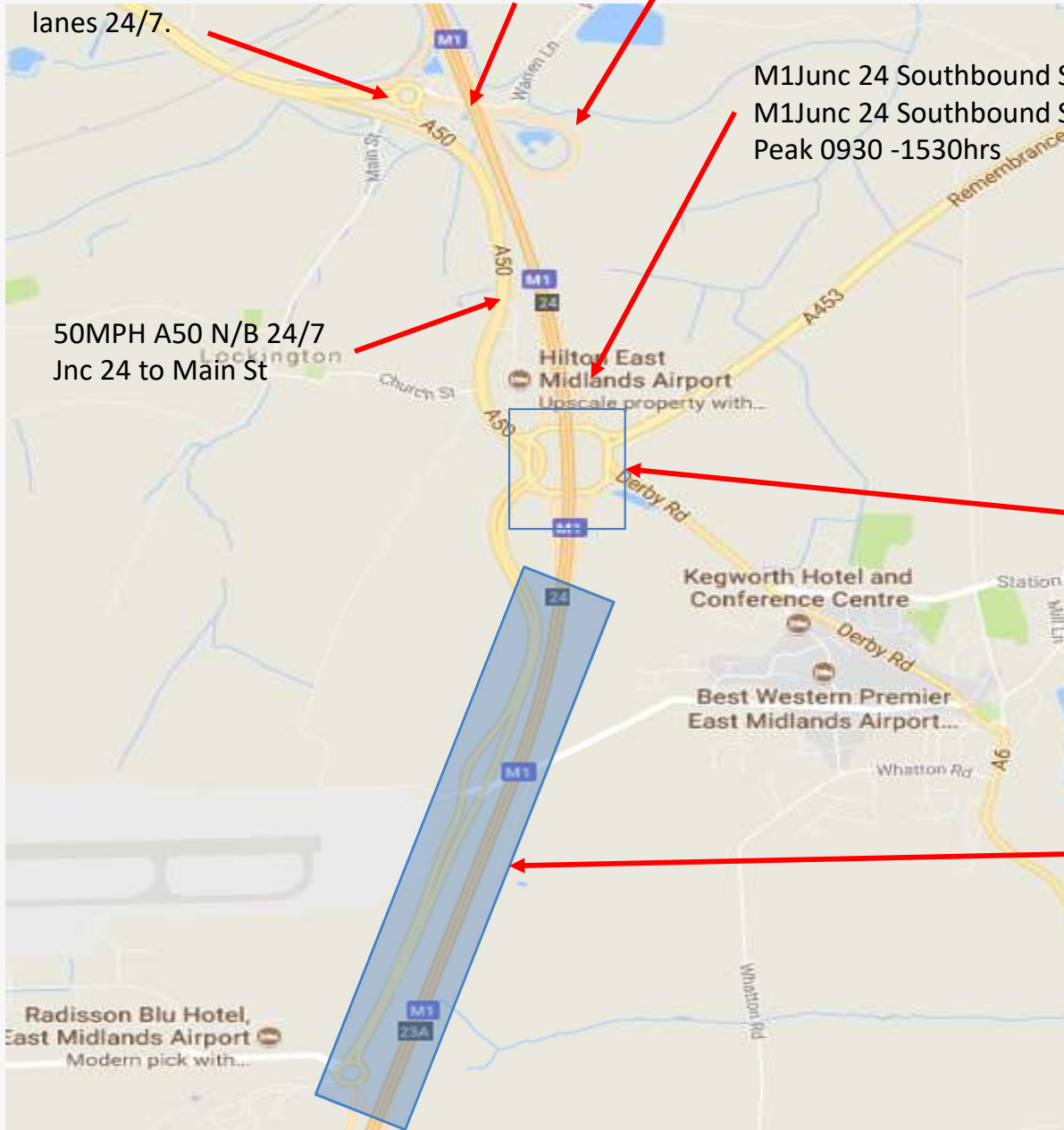
M1 Junc 24 Southbound Slip Hard Shoulder closure 24/7
M1 Junc 24 Southbound Slip Lane 1 closure Daytime Off Peak 0930 -1530hrs

50MPH A50 N/B 24/7
Jnc 24 to Main St

Junc 24 Roundabout.
Various night time lane closures 12th – 16th Feb

Junction 24 - see Enlarged sheet

A453 Dual Carriageway Open daytime .



Junction 24– W/C Mon 12th Feb 18

Junc 24 A50 N bound
Mon 12th Feb Lane 1
closed 2100 – 0600
5 nights

Junc 24 A50 N bound
Lane 1 closed and
narrow lanes 24/7

Junc 24 A50 exit
Lane 1 closed 24/7

A453 Northbound approach
Lane 1 closed 24/7

M1 Junc 24 Southbound Slip Hard Shoulder closure 24/7
M1 Junc 24 Southbound Slip Lane 1 closure Daytime Off
Peak 0930 -1530hrs

**Junc 24 Roundabout.
Various night time lane
closures 12th – 16th Feb**

A453 West Bound narrow lanes and L3 flare closed
(additional queuing expected at peak hours)
A453 West Bound Lane closures 2100 – 0600 Mon 12th
Feb 5 nights

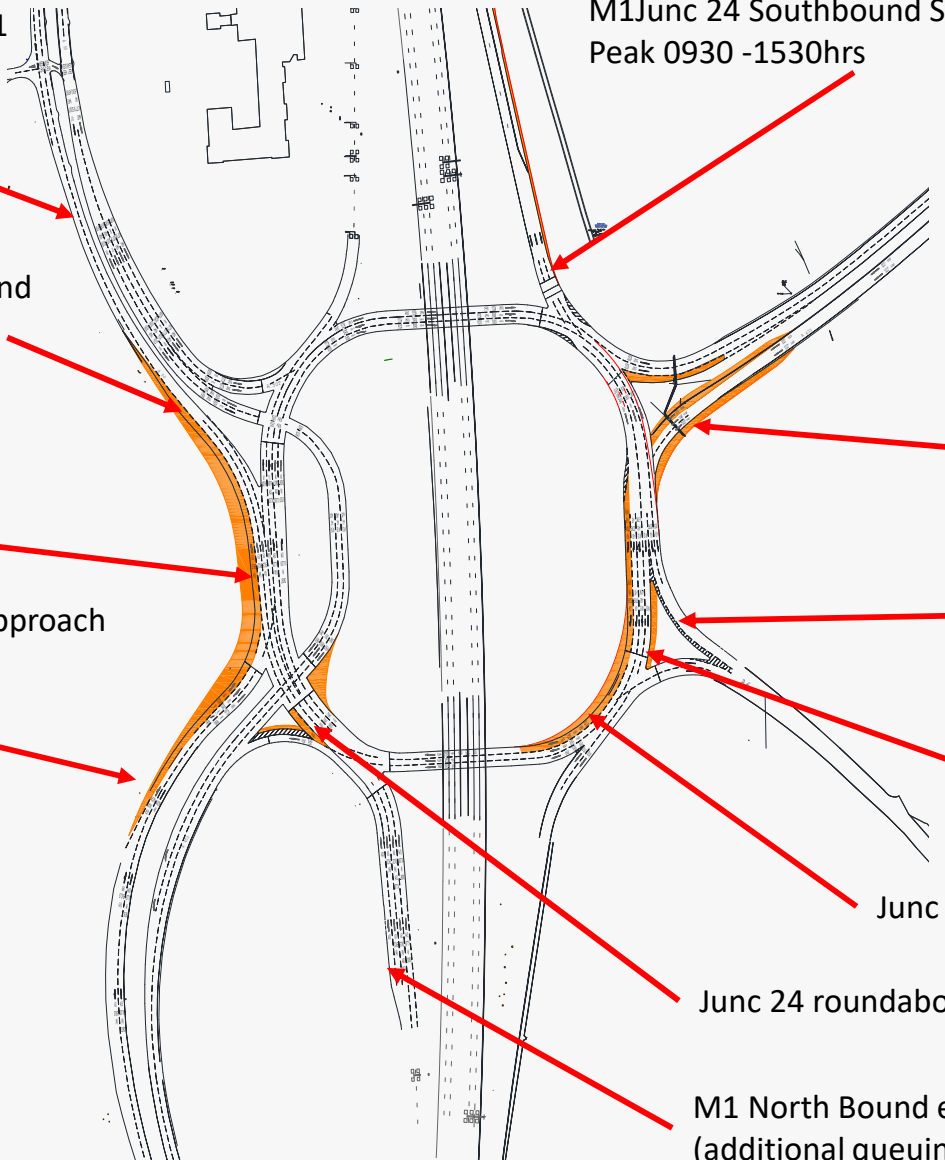
A6 East Bound narrow lane 24/7

Junc 24 Gytratory lane 1 and 2 closures

Junc 24 roundabout. Inner Lane closure 24/7

Junc 24 roundabout. Lane closure 24/7

M1 North Bound exit slip Lane 1 access only to A453
(additional queuing expected at peak hours)



EAST MIDLANDS GATEWAY – W/C 19th Feb 18



Warren Lane Roundabout Narrow lanes 24/7.

Warren Lane Bridge Two way Lights

M1 Junc 24A Southbound exit Slip lane 2 closure 24/7
Traffic to Warren Lane via A50 Junction 1

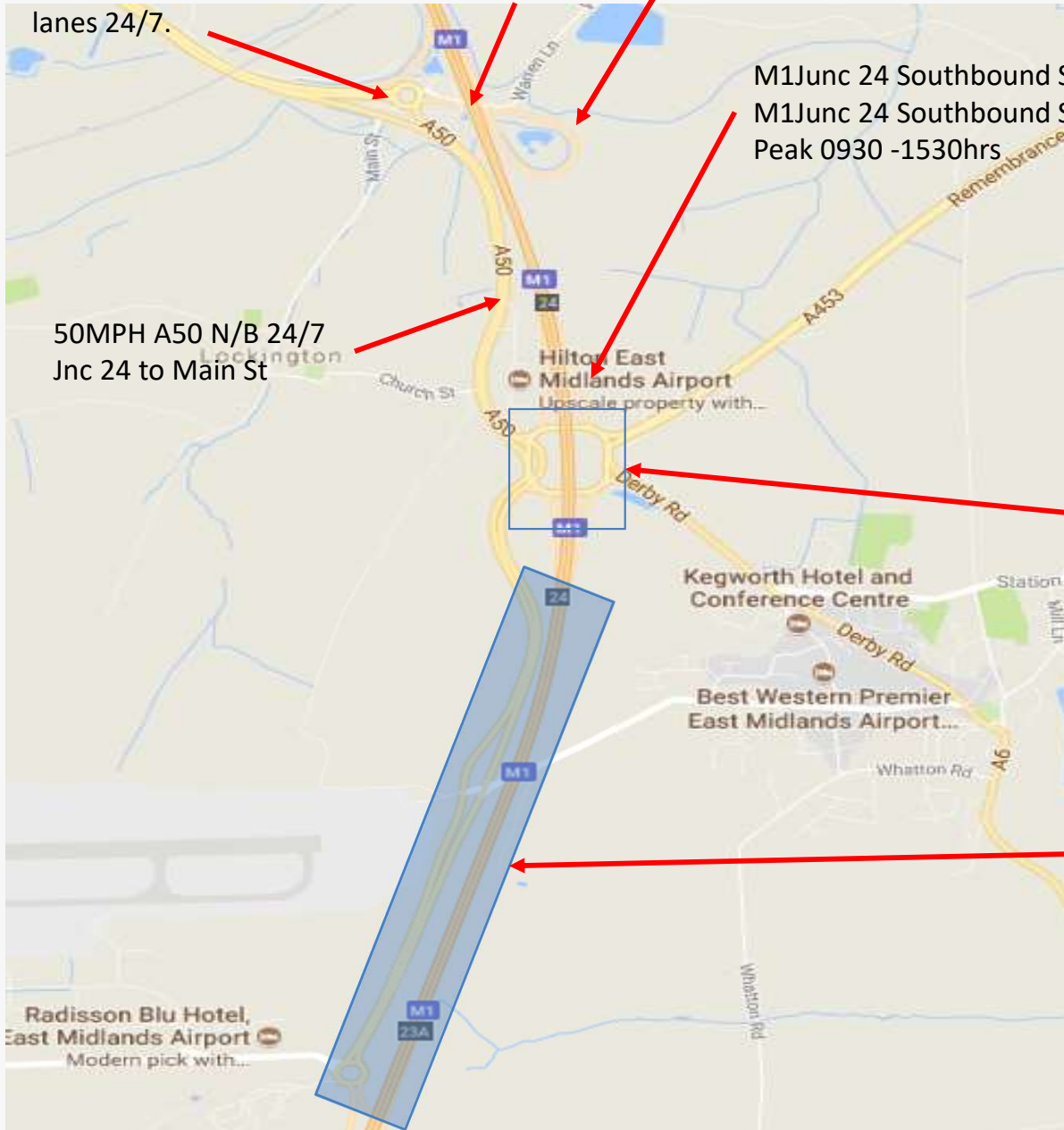
M1 Junc 24 Southbound Slip Hard Shoulder closure 24/7
M1 Junc 24 Southbound Slip Lane 1 closure Daytime Off Peak 0930 -1530hrs

50MPH A50 N/B 24/7
Jnc 24 to Main St

Junc 24 Roundabout.
Various night time lane closures 19th – 23rd Feb

Junction 24 - see Enlarged sheet

A453 Dual Carriageway Open daytime .



Junction 24– W/C Mon 19th Feb 18

Junc 24 A50 N bound
Mon 19th Feb Lane 1
closed 2100 – 0600
5 nights

Junc 24 A50 N bound
Lane 1 closed and
narrow lanes 24/7

Junc 24 A50 exit
Lane 1 closed 24/7

A453 Northbound approach
Lane 1 closed 24/7

M1 Junc 24 Southbound Slip Hard Shoulder closure 24/7
M1 Junc 24 Southbound Slip Lane 1 closure Daytime Off
Peak 0930 -1530hrs

**Junc 24 Roundabout.
Various night time lane
closures 19th – 23rd Feb**

A453 West Bound narrow lanes and L3 flare closed
(additional queuing expected at peak hours)
A453 West Bound Lane closures 2100 – 0600 Mon 19th
Feb 5 nights

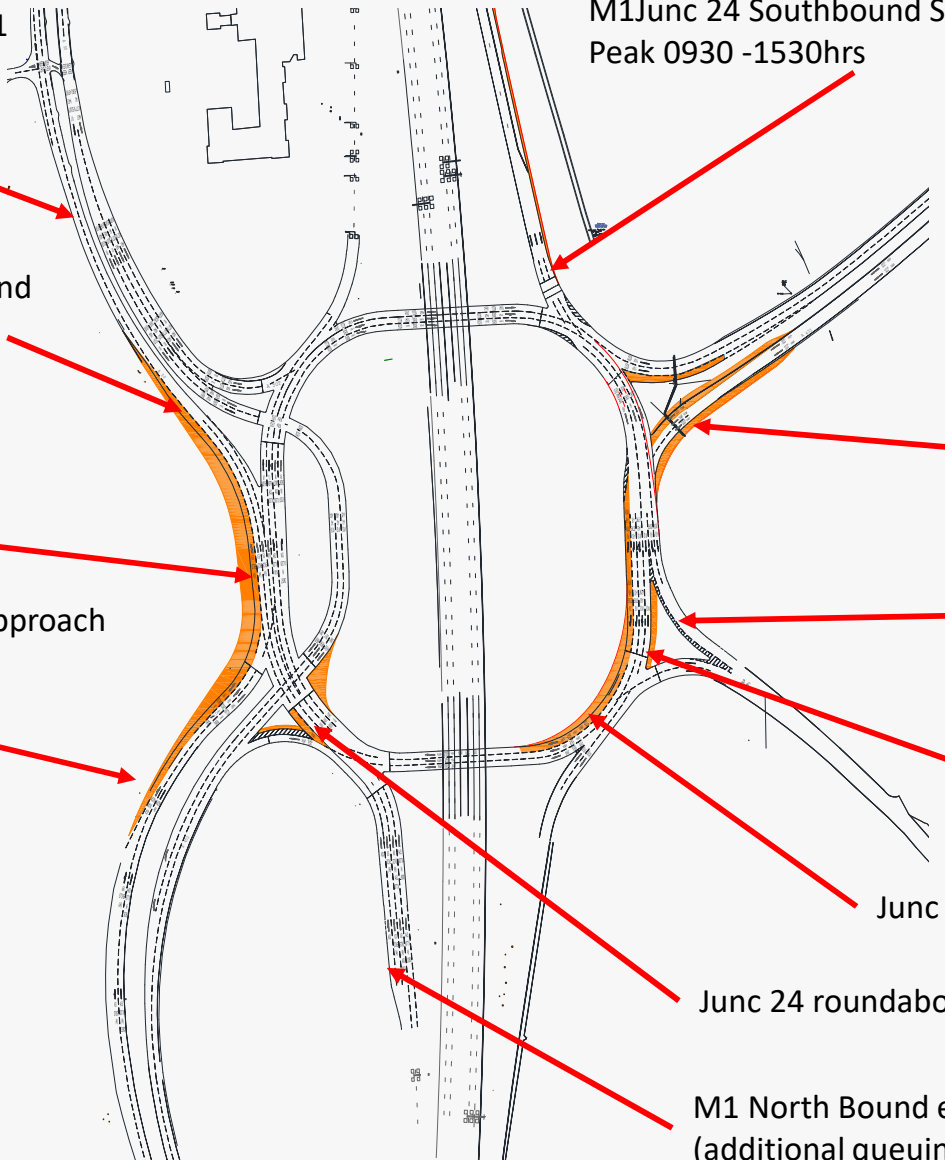
A6 East Bound narrow lane 24/7

Junc 24 Gytratory lane 1 and 2 closures

Junc 24 roundabout. Inner Lane closure 24/7

Junc 24 roundabout. Lane closure 24/7

M1 North Bound exit slip Lane 1 access only to A453
(additional queuing expected at peak hours)



Further Information

Contacts,

Tel EMG Enquiries
- 07514227681

E-mail
- emg-enquiries@winvic.co.uk

Web East Midlands Gateway specific
- www.eastmidlandsgateway.co.uk/community/travel.php

Web on the day of travel
- www.roadworks.org/
- www.trafficengland.com/

Project updates,

A project update if you wish to be added please e-mail request to above address.

This will include an overall project update and detailed traffic management plans for the forthcoming weeks including dates and times.

Please note all dates within this document are to be confirmed closer to the time