

**EAST MIDLANDS GATEWAY
RAIL FREIGHT INTERCHANGE**

TRAFFIC MANAGEMENT

**Planned Works and Night
Closures Review**

- **W/C Mon 15th Jan 18**
- **W/C Mon 22nd Jan 18**
- **W/C Mon 29th Jan 18**

Updated Tuesday 9th Jan 18



EAST MIDLANDS GATEWAY – W/C 8th Jan 18



Warren Lane
Roundabout Narrow
lanes 24/7.

Warren Lane Bridge
Two way Lights

M1 Junc 24a Southbound exit Slip lane 2 closure 24/7
Traffic to Warren Lane via A50 Junction 1

M1 Junc 24 Southbound Slip Hard Shoulder closure 24/7
M1 Junc 24 Southbound Slip Lane 1 closure Daytime Off
Peak 0930 -1530hrs

50MPH A50 N/B 24/7
Jnc 24 to Main St

**Junc 24 Roundabout.
Various night time lane
closures 9th – 12th Jan**

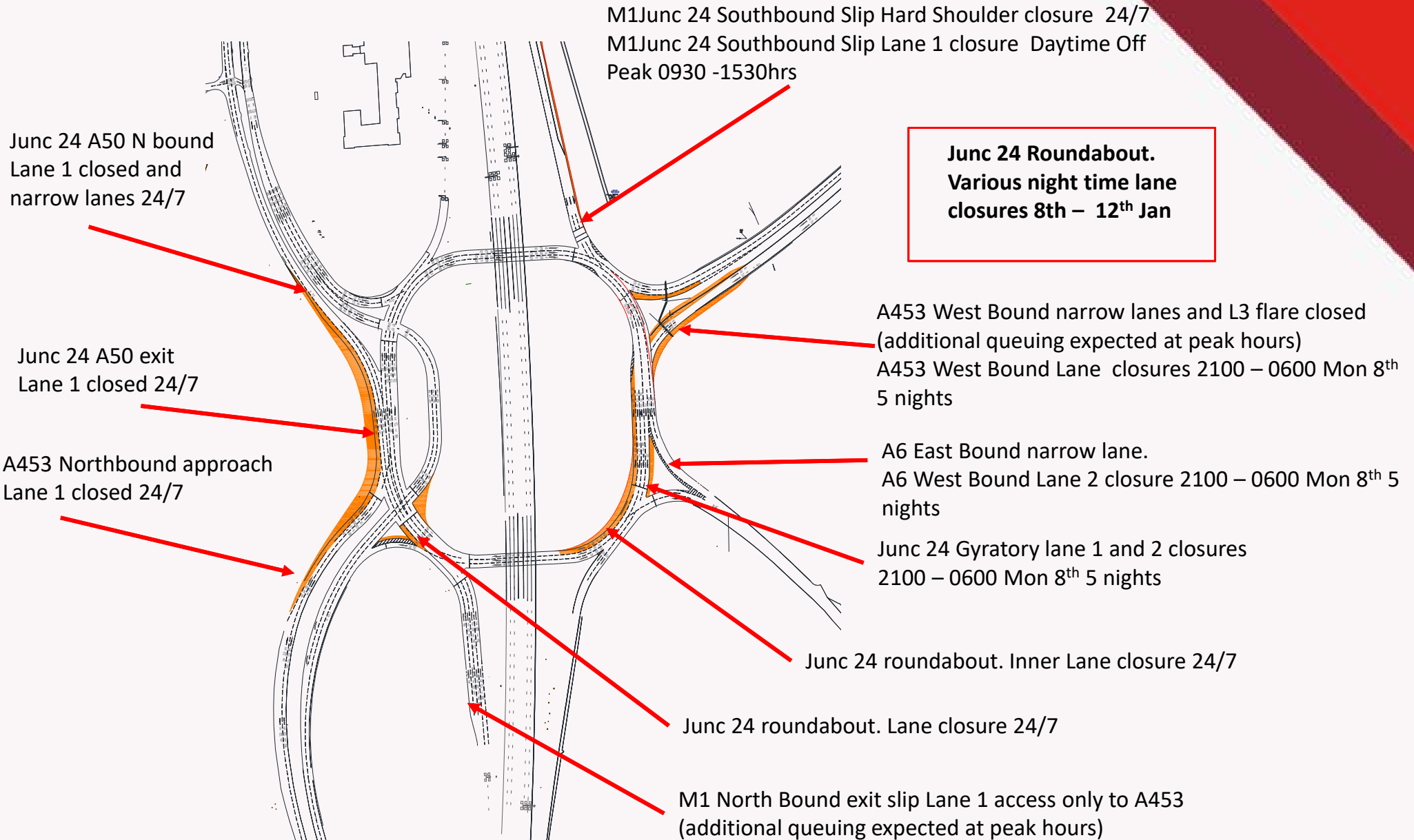
Junction 24 - see Enlarged sheet

A453 Dual Carriageway Open daytime .
Ashby Road Open

Tues 9th Jan 18 4 nights 2100 – 0600 South Bound
closed
Tues 9th Jan 18 4 nights 2100 – 0600 North Bound
Lane 1 closure



Junction 24– W/C Mon 8th Jan 18



EAST MIDLANDS GATEWAY – W/C 15th Jan 18



Warren Lane
Roundabout Narrow
lanes 24/7.

Warren Lane Bridge
Two way Lights

M1 Junc 24a Southbound exit Slip lane 2 closure 24/7
Traffic to Warren Lane via A50 Junction 1

M1 Junc 24 Southbound Slip Hard Shoulder closure 24/7
M1 Junc 24 Southbound Slip Lane 1 closure Daytime Off
Peak 0930 -1530hrs

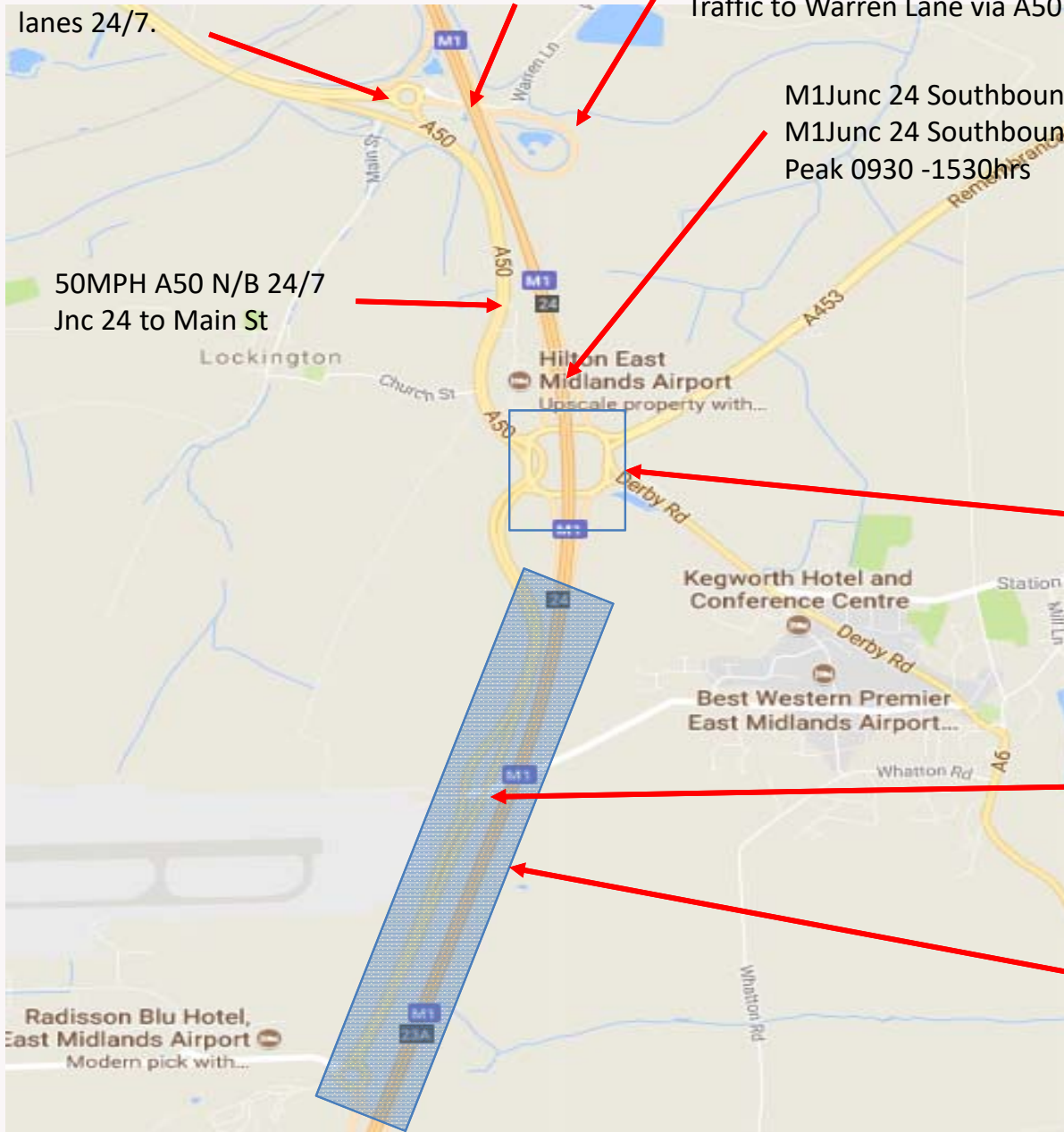
50MPH A50 N/B 24/7
Jnc 24 to Main St

**Junc 24 Roundabout.
Various night time lane
closures 15th – 19th Jan**

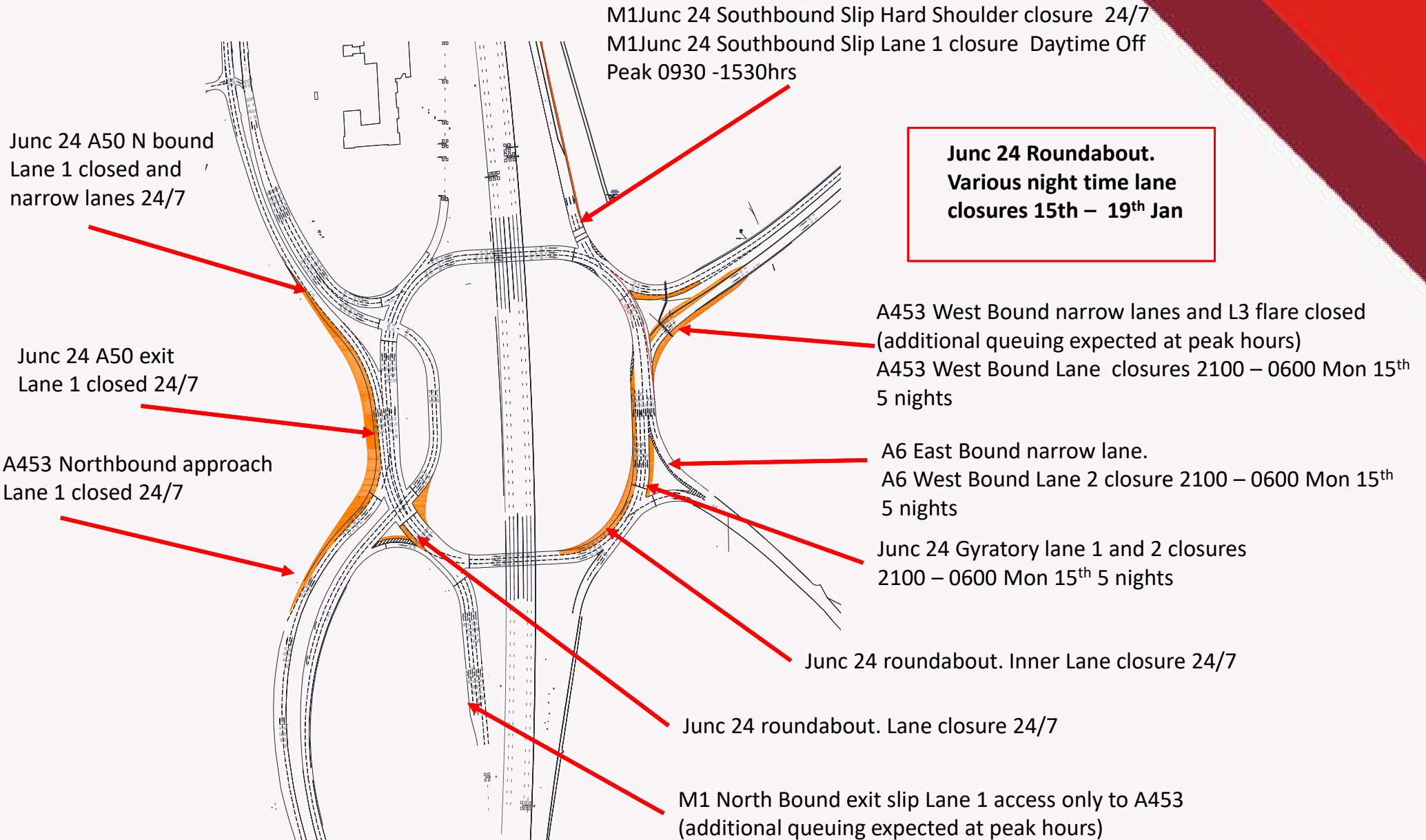
Junction 24 - see Enlarged sheet

A453 Northbound, Right turn into Ashby Road Closed 24/7

A453 Dual Carriageway Open daytime .
Mon 15th Jan 18 5 nights 2100 – 0600 South Bound
closed
Mon 15th Jan 18 5 nights 2100 – 0600 North Bound
Lane 2 closure.



Junction 24– W/C Mon 15th Jan 18



EAST MIDLANDS GATEWAY – W/C 22nd Jan 18



Warren Lane
Roundabout Narrow
lanes 24/7.

Warren Lane Bridge
Two way Lights

M1 Junc 24A Southbound exit Slip lane 2 closure 24/7
Traffic to Warren Lane via A50 Junction 1

M1 Junc 24 Southbound Slip Hard Shoulder closure 24/7
M1 Junc 24 Southbound Slip Lane 1 closure Daytime Off
Peak 0930 -1530hrs

50MPH A50 N/B 24/7
Jnc 24 to Main St

Junc 24 Roundabout.
Various night time lane
closures 22nd – 26th
Jan

Junction 24 - see Enlarged sheet

A453 Northbound, Right turn into Ashby Road Closed
24/7

A453 Dual Carriageway Open daytime .
Mon 22nd Jan 18 5 nights 2100 – 0600 South Bound
lane 1 Closure.
Mon 22nd Jan 18 5 nights 2100 – 0600 North Bound
Lane 2 Closure



Junction 24– W/C Mon 22nd Jan 18

Junc 24 A50 N bound
Mon 22nd Jan Lane 1
closed 2100 – 0600
5 nights

Junc 24 A50 N bound
Lane 1 closed and
narrow lanes 24/7

Junc 24 A50 exit
Lane 1 closed 24/7

A453 Northbound approach
Lane 1 closed 24/7

M1 Junc 24 Southbound Slip Hard Shoulder closure 24/7
M1 Junc 24 Southbound Slip Lane 1 closure Daytime Off
Peak 0930 -1530hrs

**Junc 24 Roundabout.
Various night time lane
closures 22nd – 26th
Jan**

A453 West Bound narrow lanes and L3 flare closed
(additional queuing expected at peak hours)
A453 West Bound Lane closures 2100 – 0600 Mon
22nd 5 nights

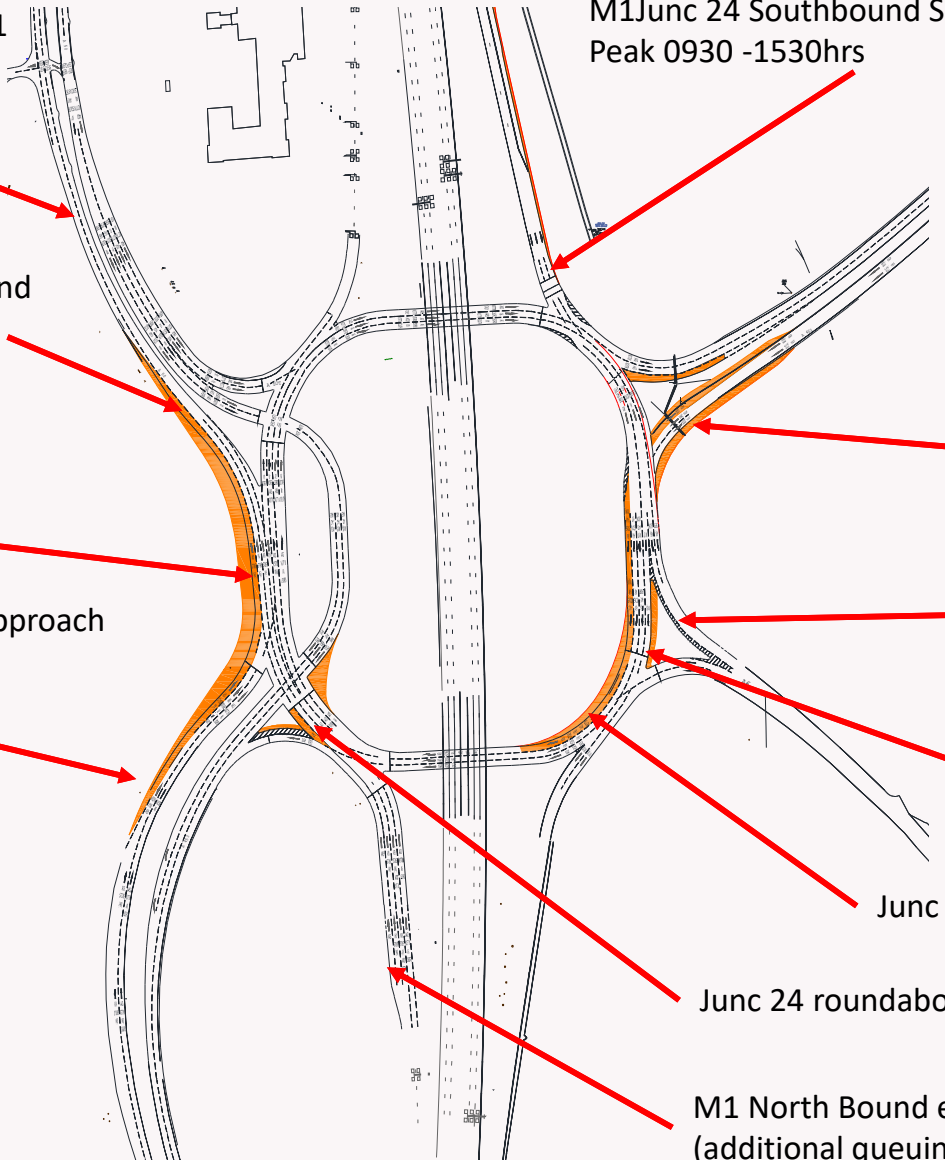
A6 East Bound narrow lane.
A6 West Bound Lane 2 closure 2100 – 0600 Mon 22nd
5 nights

Junc 24 Gyratory lane 1 and 2 closures
2100 – 0600 Mon 22nd 5 nights

Junc 24 roundabout. Inner Lane closure 24/7

Junc 24 roundabout. Lane closure 24/7

M1 North Bound exit slip Lane 1 access only to A453
(additional queuing expected at peak hours)



EAST MIDLANDS GATEWAY – W/C 29th Jan 18



Warren Lane
Roundabout Narrow
lanes 24/7.

Warren Lane Bridge
Two way Lights

M1 Junc 24A Southbound exit Slip lane 2 closure 24/7
Traffic to Warren Lane via A50 Junction 1

M1 Junc 24 Southbound Slip Hard Shoulder closure 24/7
M1 Junc 24 Southbound Slip Lane 1 closure Daytime Off
Peak 0930 -1530hrs

50MPH A50 N/B 24/7
Jnc 24 to Main St

**Junc 24 Roundabout.
Various night time lane
closures 29th – 2nd Feb**

Junction 24 - see Enlarged sheet

A453 Dual Carriageway Open daytime .
Mon 29th Jan 18 5 nights 2100 – 0600 South Bound
lane 1 Closure.
Mon 29th Jan 18 5 nights 2100 – 0600 North Bound
Lane 1 Closure



Junction 24– W/C Mon 29th Jan 18

Junc 24 A50 N bound
Mon 29th Jan Lane 1
closed 2100 – 0600
5 nights

Junc 24 A50 N bound
Lane 1 closed and
narrow lanes 24/7

Junc 24 A50 exit
Lane 1 closed 24/7

A453 Northbound approach
Lane 1 closed 24/7

M1 Junc 24 Southbound Slip Hard Shoulder closure 24/7
M1 Junc 24 Southbound Slip Lane 1 closure Daytime Off
Peak 0930 -1530hrs

**Junc 24 Roundabout.
Various night time lane
closures 29th Jan – 2nd
Feb**

A453 West Bound narrow lanes and L3 flare closed
(additional queuing expected at peak hours)
A453 West Bound Lane closures 2100 – 0600 Mon 29th
5 nights

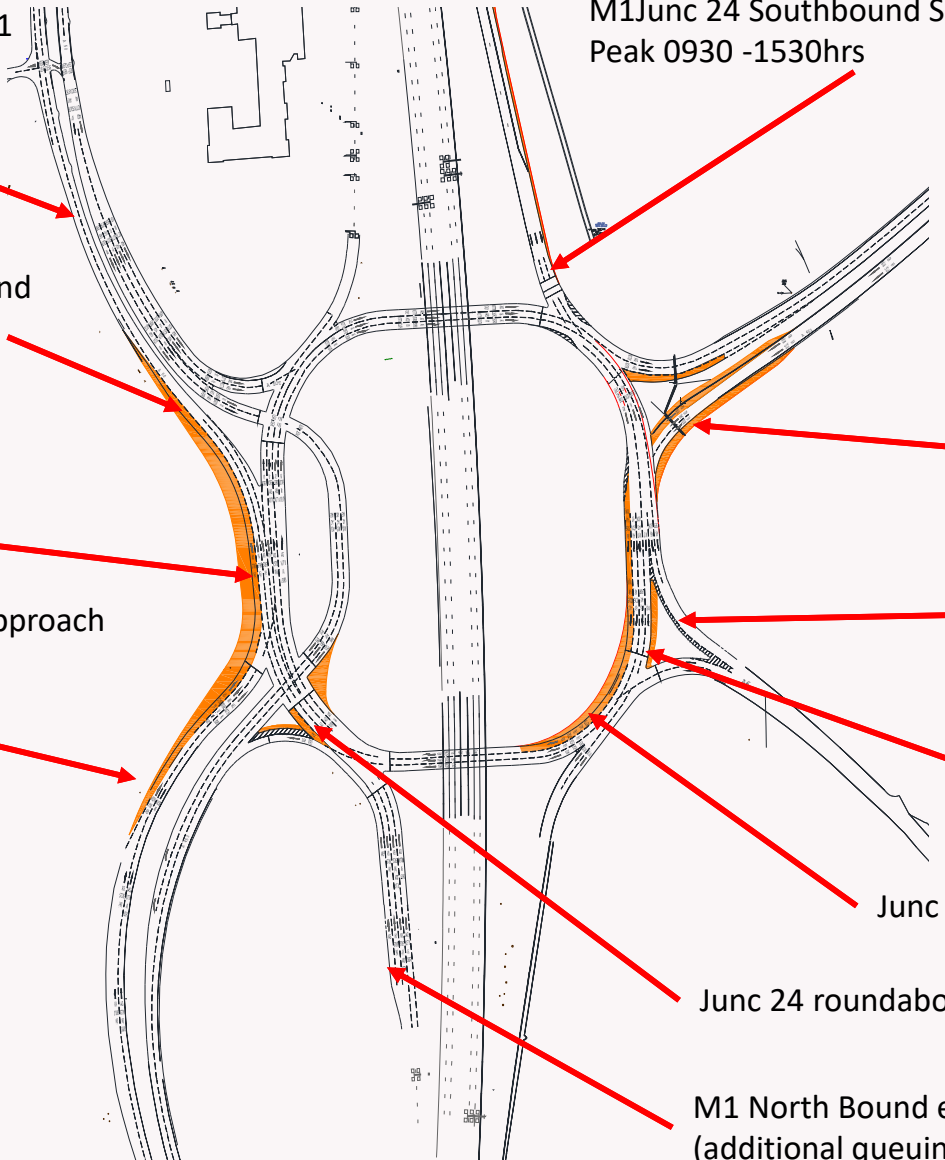
A6 East Bound narrow lane.
A6 West Bound Lane 2 closure 2100 – 0600 Mon 29th
5 nights

Junc 24 Gyratory lane 1 and 2 closures
2100 – 0600 Mon 29th 5 nights

Junc 24 roundabout. Inner Lane closure 24/7

Junc 24 roundabout. Lane closure 24/7

M1 North Bound exit slip Lane 1 access only to A453
(additional queuing expected at peak hours)



Further Information

Contacts,

Tel EMG Enquiries
- 07514227681

E-mail
- emg-enquiries@winvic.co.uk

Web East Midlands Gateway specific
- www.eastmidlandsgateway.co.uk/community/travel.php

Web on the day of travel
- www.roadworks.org/
- www.trafficengland.com/

Project updates,

A project update if you wish to be added please e-mail request to above address.

This will include an overall project update and detailed traffic management plans for the forthcoming weeks including dates and times.

Please note all dates within this document are to be confirmed closer to the time