

**EAST MIDLANDS GATEWAY**  
**RAIL FREIGHT INTERCHANGE**

**TRAFFIC MANAGEMENT**

**Planned Works and Night  
Closures Review**

- W/C Mon 18<sup>th</sup> Dec 17
- W/C Mon 25<sup>th</sup> Dec 17
- W/C Mon 1<sup>st</sup> Jan 18
- W/C Mon 8<sup>th</sup> Jan 18
- W/C Mon 15<sup>th</sup> Jan 18
- W/C Mon 23<sup>rd</sup> Jan 18

Updated Tuesday 12<sup>th</sup> Dec 17



# EAST MIDLANDS GATEWAY – W/C 18<sup>th</sup> Dec 17



M1 Junc 24a Southbound exit Slip lane 2 closure 24/7

M1 Junc 24 Southbound Slip Hard Shoulder closure 24/7  
M1 Junc 24 Southbound Slip Lane 1 closure Daytime Off Peak 0930 -1530hrs

Warren Lane Bridge  
Two way Lights

50MPH A50 N/B 24/7  
Jnc 24 to Main St

**Junc 24 Roundabout.**  
**Various night time lane**  
**closures 18<sup>th</sup> – 20<sup>th</sup> Dec**

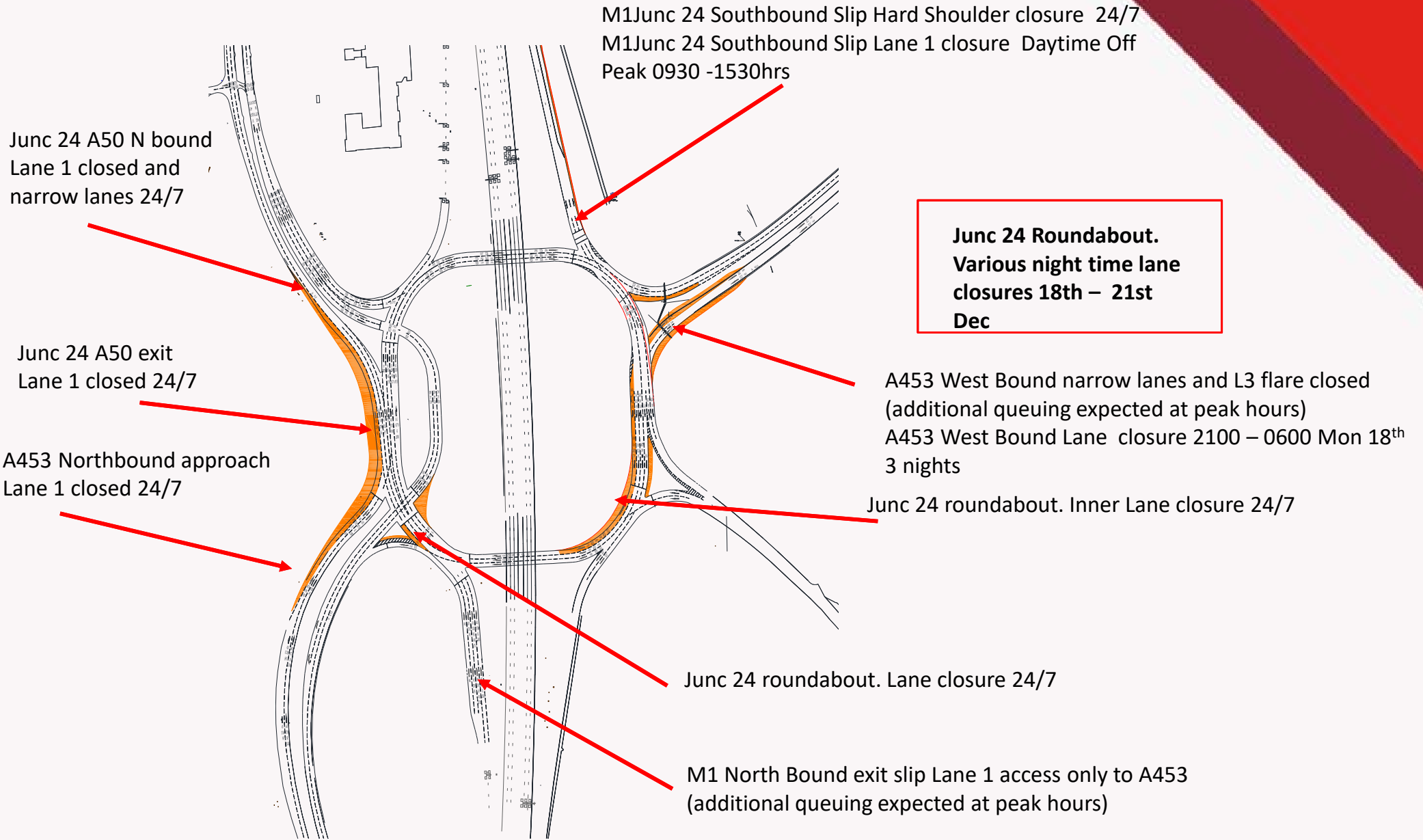
Junction 24 - see Enlarged sheet

50 MPH on A453 jnc24  
to Finger farm rd-ab.

A453 Dual Carriageway Open daytime .  
Ashby Road Open  
North Bound closure  
Mon 18th Dec 17 3 nights 2100 – 0600  
South Bound closure  
Mon 18th Dec 17 3 nights 2100 – 0600

Radisson Blu Hotel,  
East Midlands Airport  
Modern pick with...

# Junction 24– W/C Mon 18<sup>th</sup> Dec 17



# EAST MIDLANDS GATEWAY – W/C 25th Dec 17



Warren Lane Bridge  
Two way Lights

M1 Junc 24a Southbound exit Slip lane 2 closure 24/7

M1 Junc 24 Southbound Slip Hard Shoulder closure 24/7

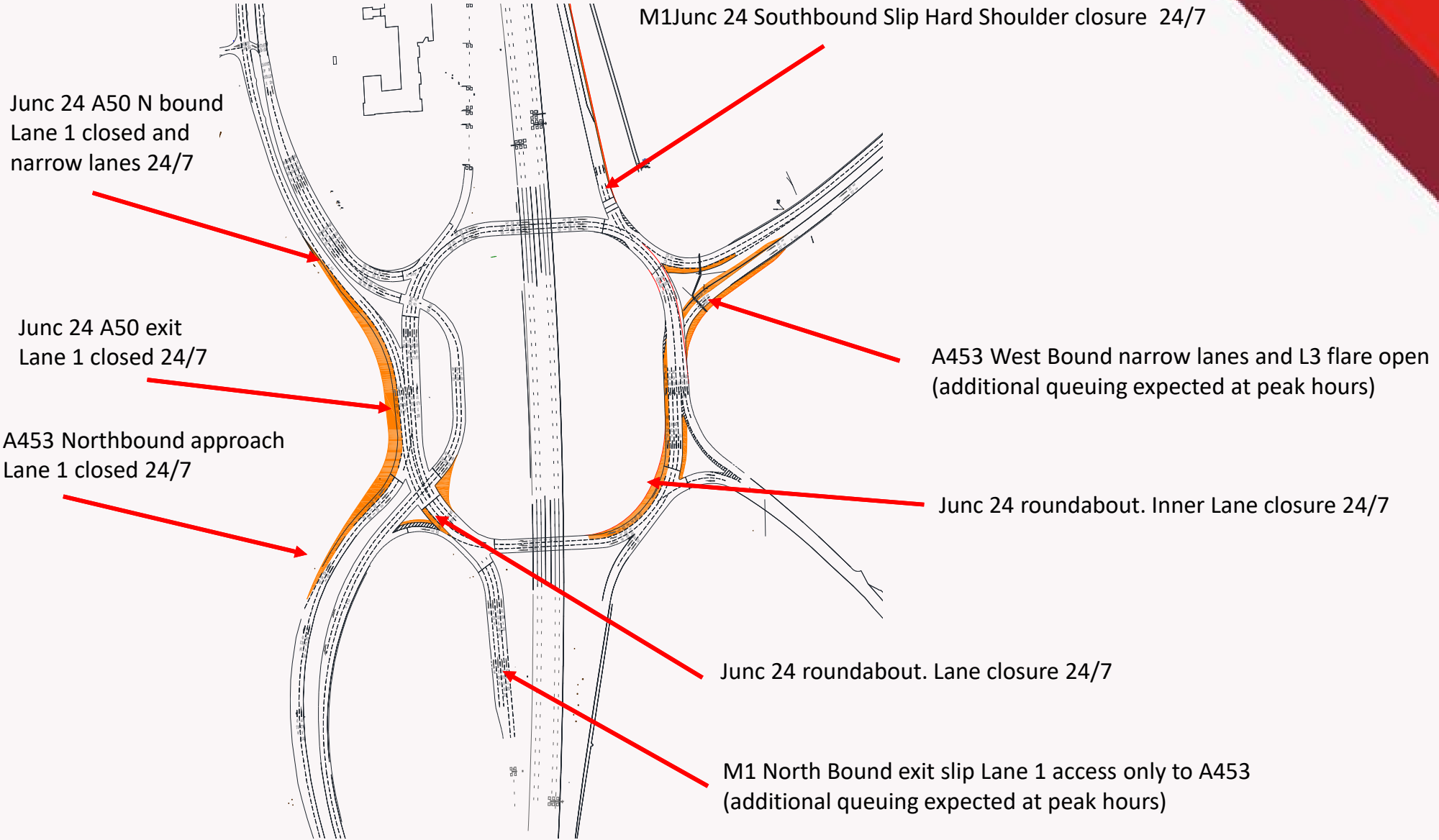
50MPH A50 N/B 24/7  
Jnc 24 to Main St



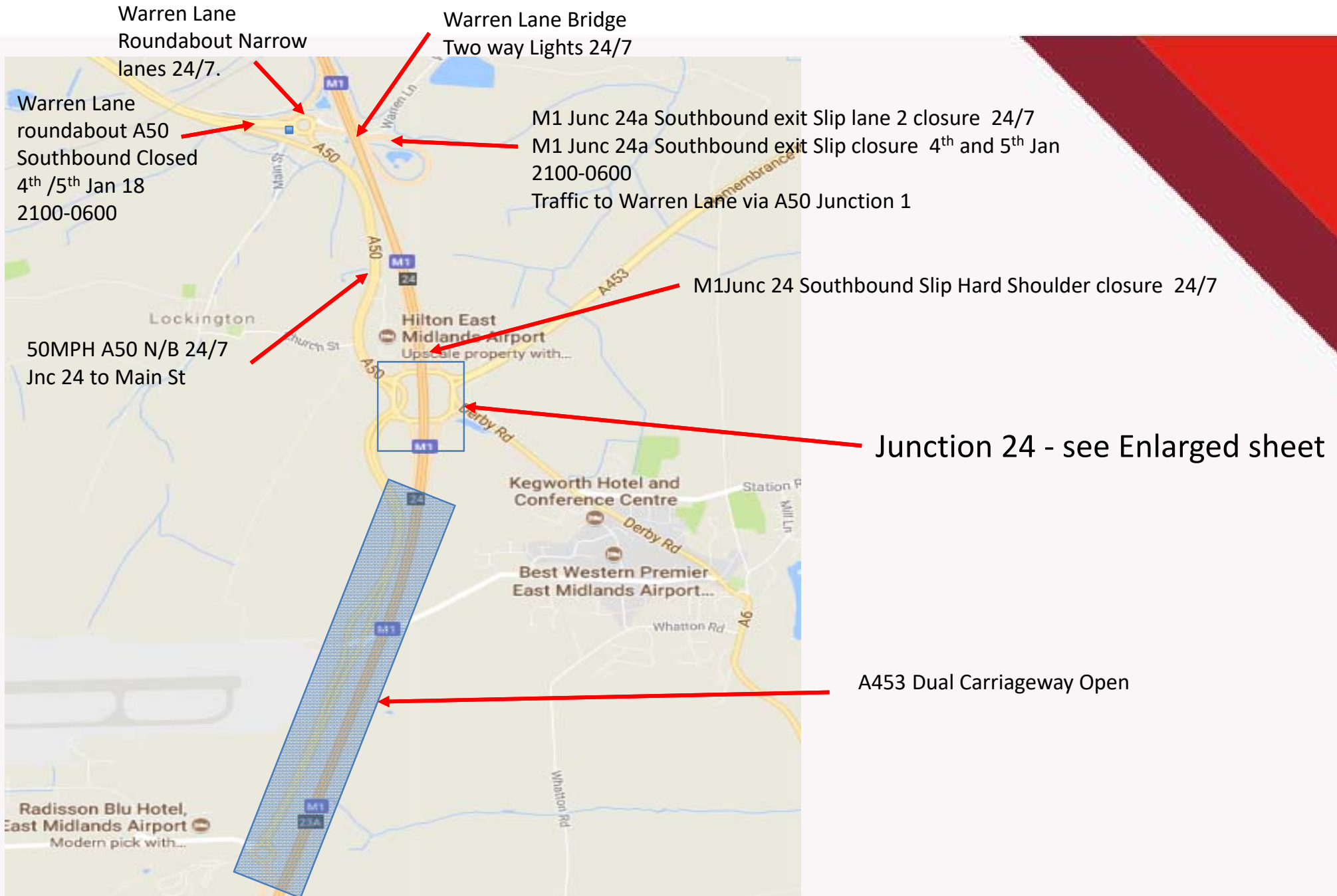
Junction 24 - see Enlarged sheet

A453 Dual Carriageway Open

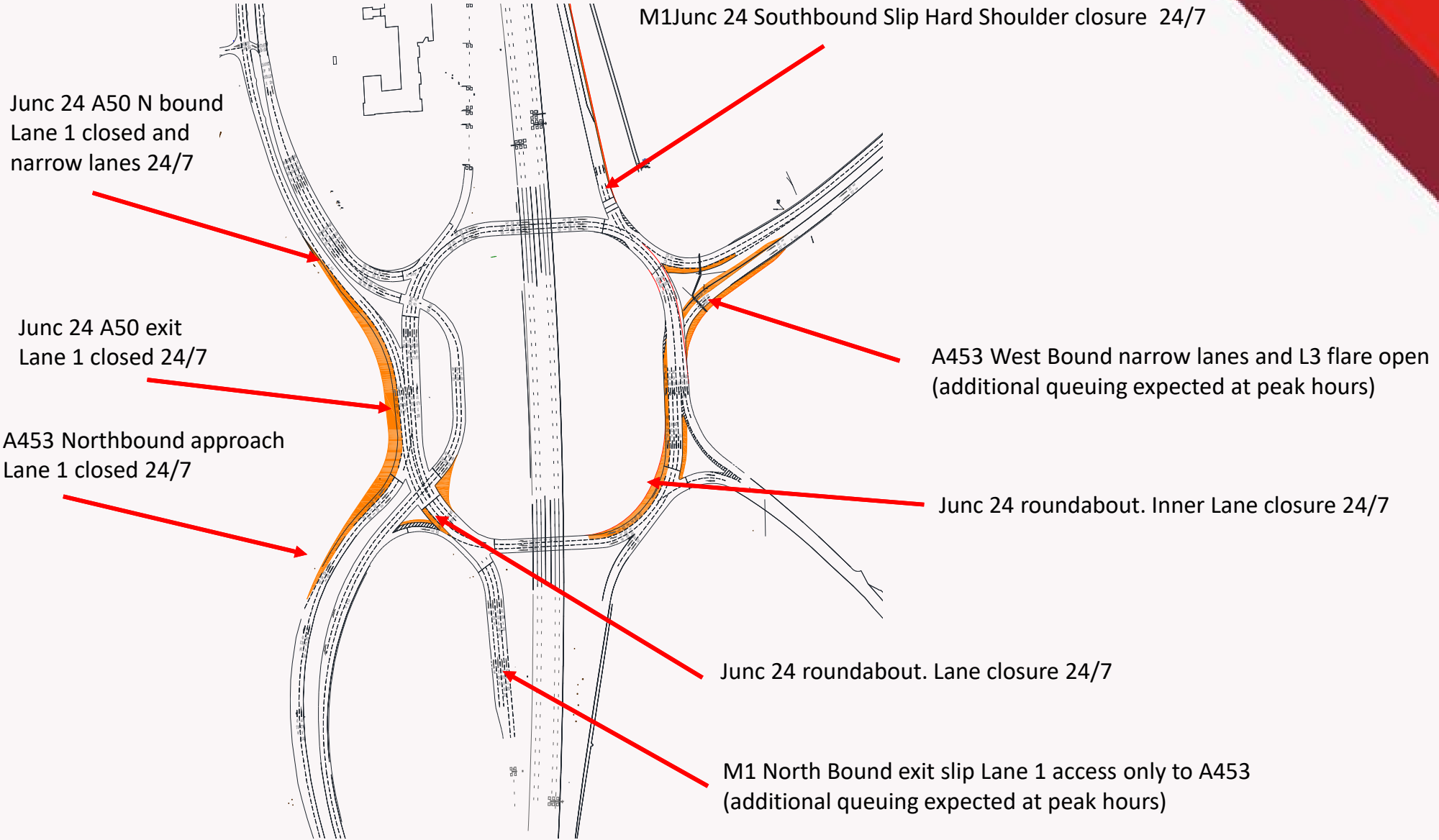
# Junction 24– W/C Mon 25<sup>th</sup> Dec 17



# EAST MIDLANDS GATEWAY – W/C 1<sup>st</sup> Jan 18



# Junction 24– W/C Mon 1<sup>st</sup> Jan 18



# EAST MIDLANDS GATEWAY – W/C 8<sup>th</sup> Jan 18



Warren Lane  
Roundabout Narrow  
lanes 24/7.

Warren Lane Bridge  
Two way Lights

M1 Junc 24a Southbound exit Slip lane 2 closure 24/7  
Traffic to Warren Lane via A50 Junction 1

M1 Junc 24 Southbound Slip Hard Shoulder closure 24/7  
M1 Junc 24 Southbound Slip Lane 1 closure Daytime Off  
Peak 0930 -1530hrs

50MPH A50 N/B 24/7  
Jnc 24 to Main St

**Junc 24 Roundabout.  
Various night time lane  
closures 8<sup>th</sup> – 12<sup>th</sup> Jan**

Junction 24 - see Enlarged sheet

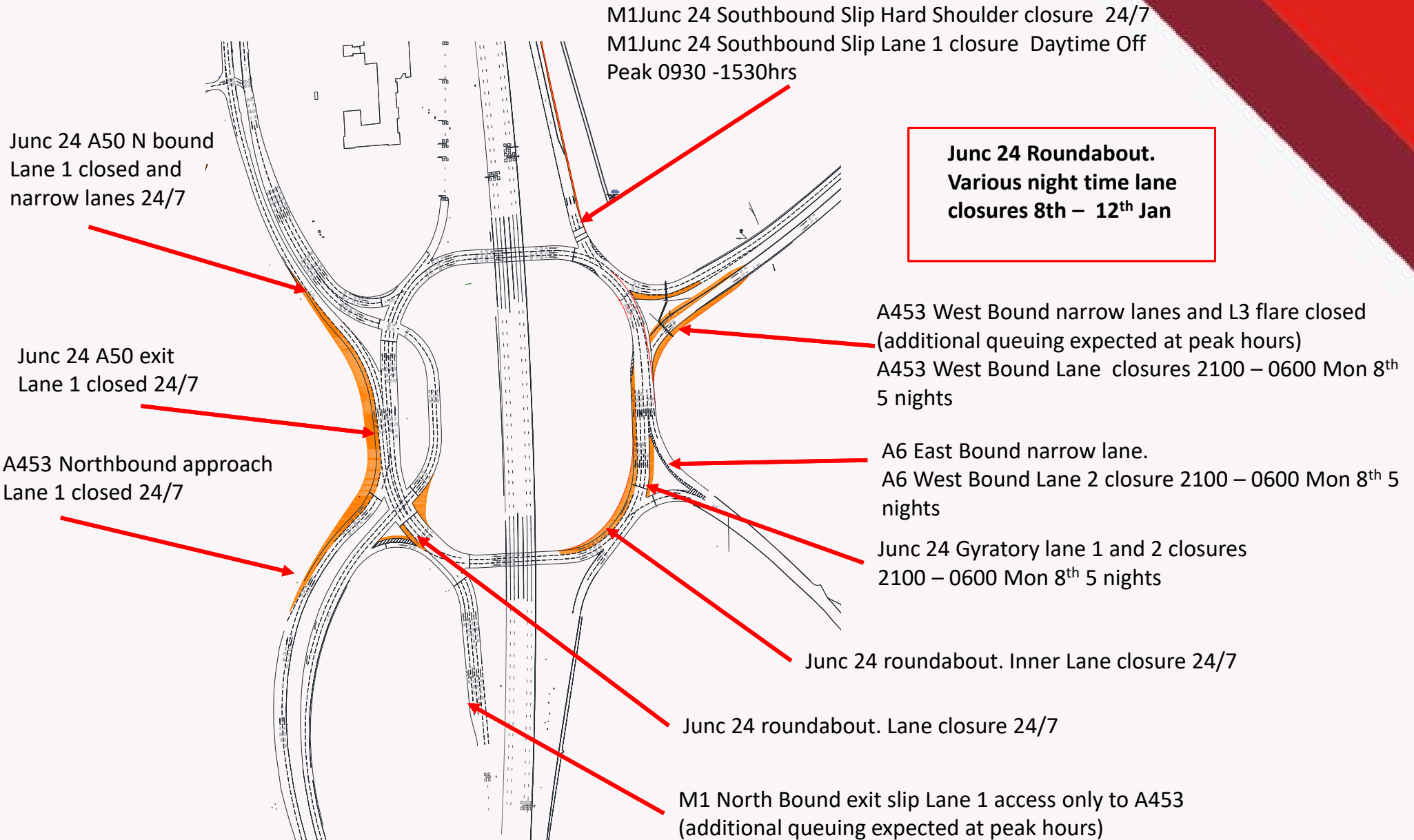
A453 Dual Carriageway Open daytime .  
Ashby Road Open

Mon 8<sup>th</sup> Jan 18 5 nights 2100 – 0600 South Bound  
closed  
Mon 8<sup>th</sup> Jan 18 5 nights 2100 – 0600 North Bound  
Lane closure





# Junction 24– W/C Mon 8<sup>th</sup> Jan 18



# EAST MIDLANDS GATEWAY – W/C 15<sup>th</sup> Jan 18



Warren Lane  
Roundabout Narrow  
lanes 24/7.

Warren Lane Bridge  
Two way Lights

M1 Junc 24a Southbound exit Slip lane 2 closure 24/7  
Traffic to Warren Lane via A50 Junction 1

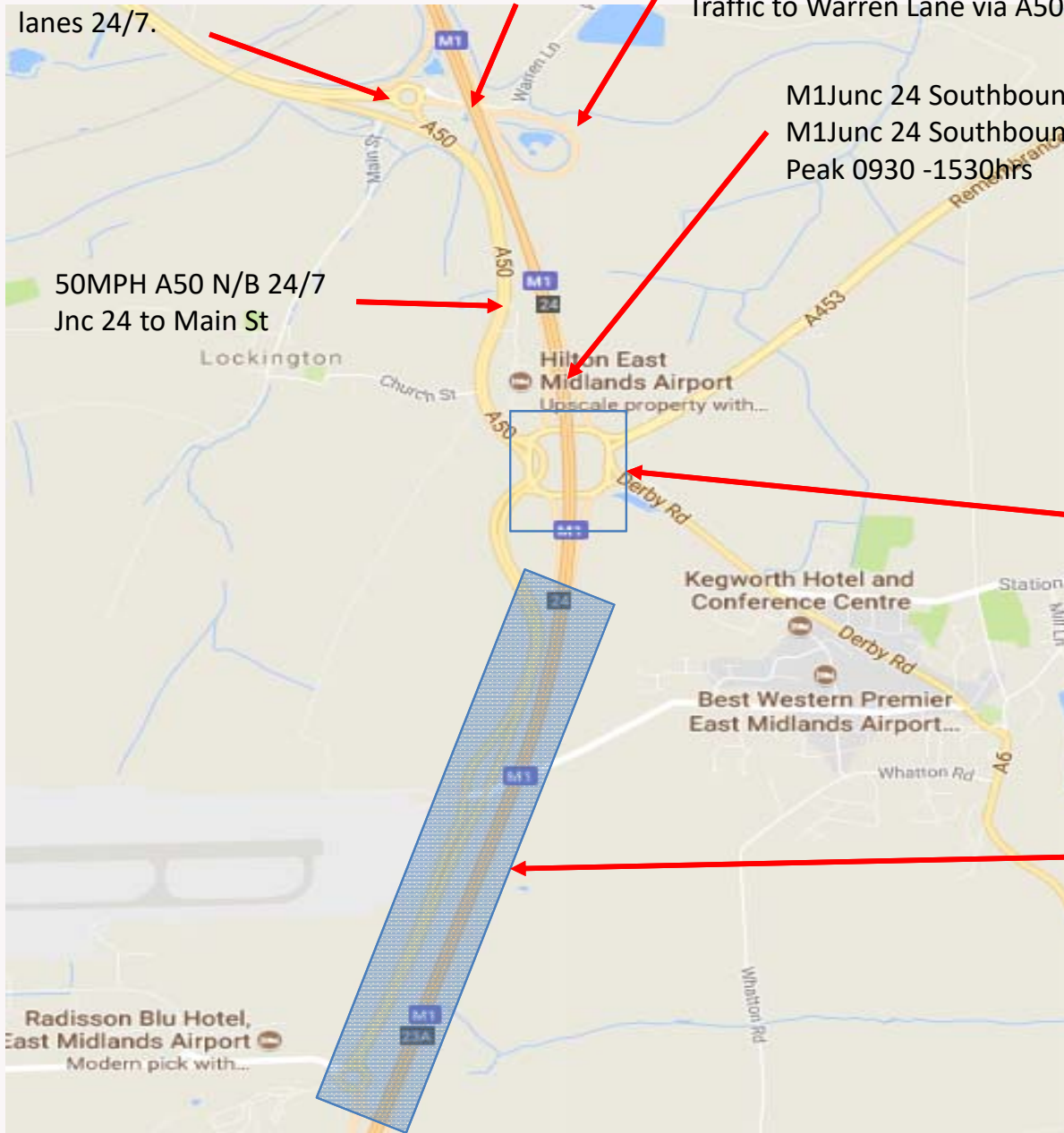
M1 Junc 24 Southbound Slip Hard Shoulder closure 24/7  
M1 Junc 24 Southbound Slip Lane 1 closure Daytime Off  
Peak 0930 -1530hrs

50MPH A50 N/B 24/7  
Jnc 24 to Main St

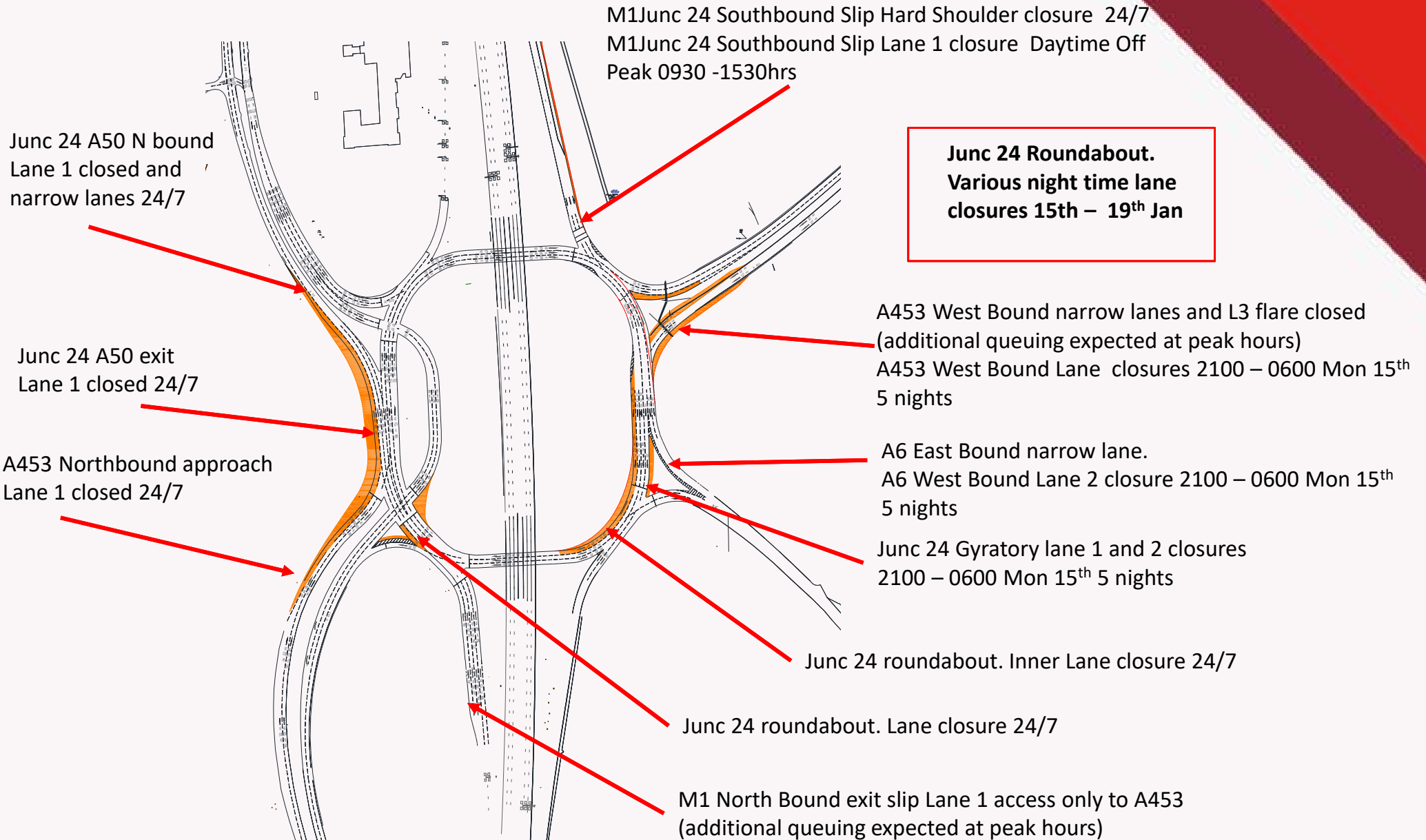
**Junc 24 Roundabout.  
Various night time lane  
closures 15<sup>th</sup> – 19<sup>th</sup> Jan**

Junction 24 - see Enlarged sheet

A453 Dual Carriageway Open daytime .  
Mon 15<sup>th</sup> Jan 18 5 nights 2100 – 0600 South Bound  
closed  
Mon 15<sup>th</sup> Jan 18 5 nights 2100 – 0600 North Bound  
Lane closure.



# Junction 24– W/C Mon 15<sup>th</sup> Jan 18



# EAST MIDLANDS GATEWAY – W/C 22nd Jan 18



Warren Lane  
Roundabout Narrow  
lanes 24/7.

Warren Lane Bridge  
Two way Lights

M1 Junc 24A Southbound exit Slip lane 2 closure 24/7  
Traffic to Warren Lane via A50 Junction 1

M1 Junc 24 Southbound Slip Hard Shoulder closure 24/7  
M1 Junc 24 Southbound Slip Lane 1 closure Daytime Off  
Peak 0930 -1530hrs

50MPH A50 N/B 24/7  
Jnc 24 to Main St

**Junc 24 Roundabout.  
Various night time lane  
closures 22nd – 26<sup>th</sup>  
Jan**

Junction 24 - see Enlarged sheet

A453 Dual Carriageway Open daytime .  
Mon 22nd Jan 18 5 nights 2100 – 0600 South Bound  
lane Closure.  
Mon 22nd Jan 18 5 nights 2100 – 0600 North Bound  
Road Closure



# Junction 24– W/C Mon 22<sup>nd</sup> Jan 18

Junc 24 A50 N bound  
Mon 22<sup>nd</sup> Jan Lane 1  
closed 2100 – 0600  
5 nights

Junc 24 A50 N bound  
Lane 1 closed and  
narrow lanes 24/7

Junc 24 A50 exit  
Lane 1 closed 24/7

A453 Northbound approach  
Lane 1 closed 24/7

M1 Junc 24 Southbound Slip Hard Shoulder closure 24/7  
M1 Junc 24 Southbound Slip Lane 1 closure Daytime Off  
Peak 0930 -1530hrs

**Junc 24 Roundabout.  
Various night time lane  
closures 22<sup>nd</sup> – 26<sup>th</sup>  
Jan**

A453 West Bound narrow lanes and L3 flare closed  
(additional queuing expected at peak hours)  
A453 West Bound Lane closures 2100 – 0600 Mon  
22<sup>nd</sup> 5 nights

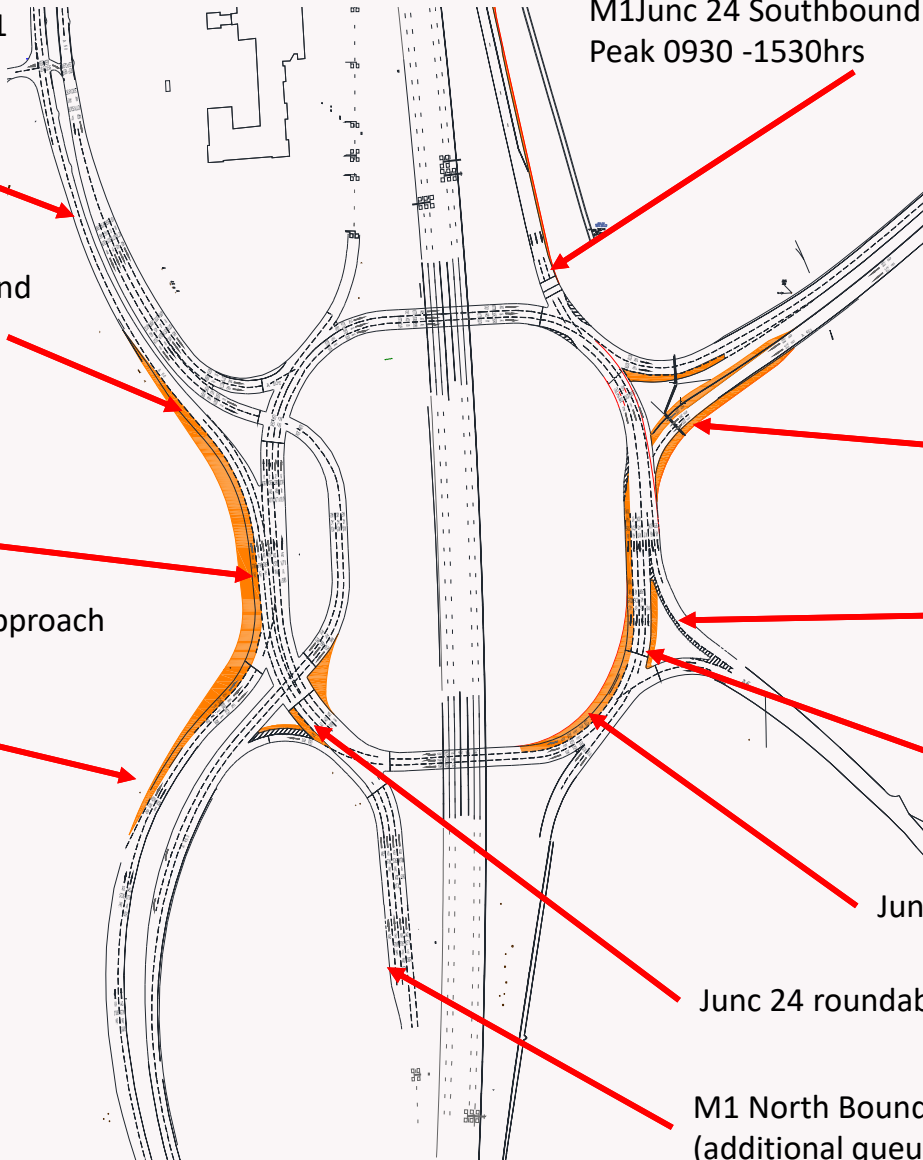
A6 East Bound narrow lane.  
A6 West Bound Lane 2 closure 2100 – 0600 Mon 22<sup>nd</sup>  
5 nights

Junc 24 Gyratory lane 1 and 2 closures  
2100 – 0600 Mon 22<sup>nd</sup> 5 nights

Junc 24 roundabout. Inner Lane closure 24/7

Junc 24 roundabout. Lane closure 24/7

M1 North Bound exit slip Lane 1 access only to A453  
(additional queuing expected at peak hours)



# Further Information

## Contacts,

Tel EMG Enquiries  
- 07514227681

E-mail  
- [emg-enquiries@winvic.co.uk](mailto:emg-enquiries@winvic.co.uk)

Web East Midlands Gateway specific  
- [www.eastmidlandsgateway.co.uk/community/travel.php](http://www.eastmidlandsgateway.co.uk/community/travel.php)

Web on the day of travel  
- [www.roadworks.org/](http://www.roadworks.org/)  
- [www.trafficengland.com/](http://www.trafficengland.com/)

## Project updates,

A project update if you wish to be added please e-mail request to above address.

This will include an overall project update and detailed traffic management plans for the forthcoming weeks including dates and times.

Please note all dates within this document are to be confirmed closer to the time